

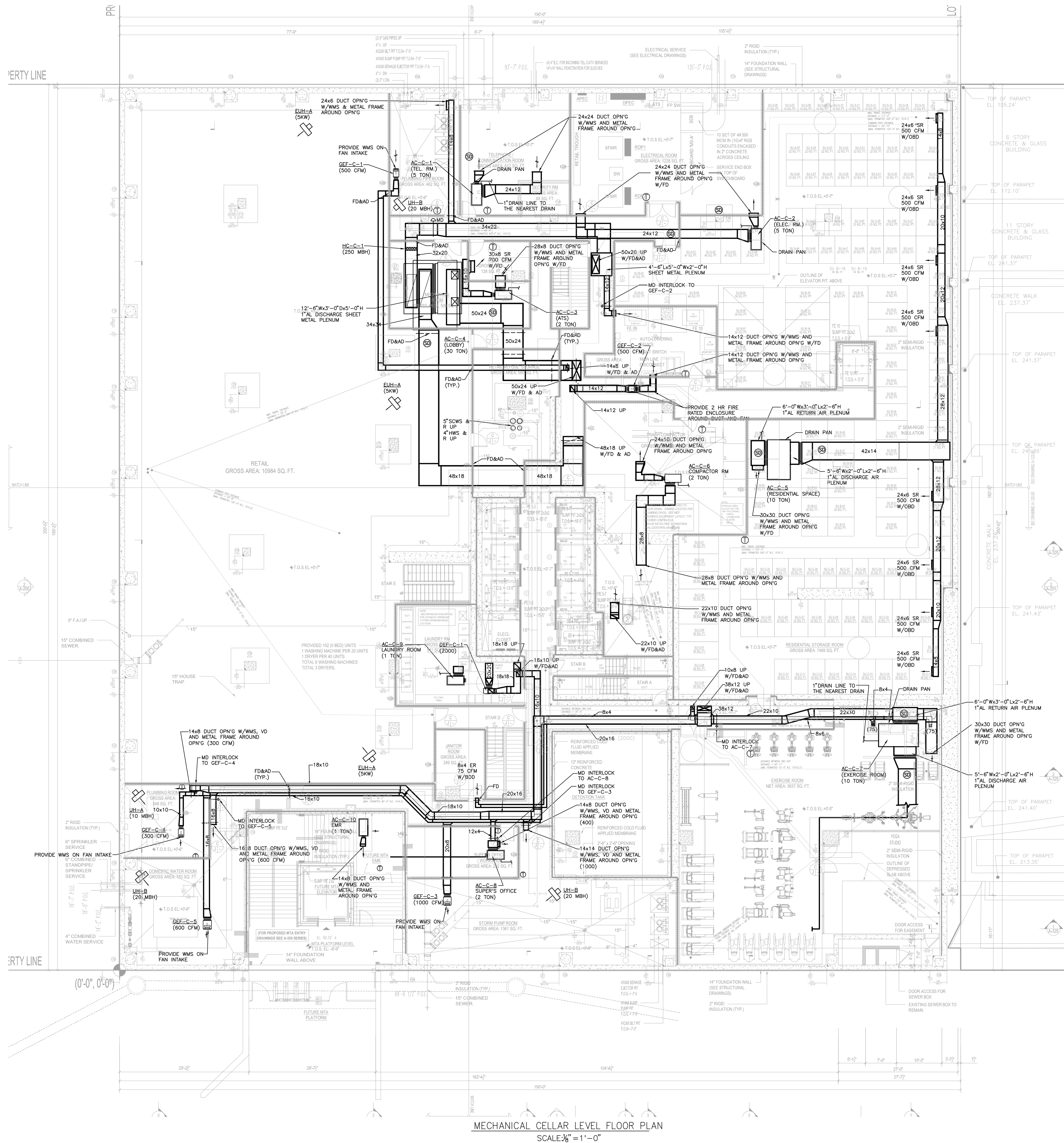
KEY OF SYMBOLS AND ABBREVIATIONS										NOTE: THE KEY OF SYMBOLS INDICATED IS FOR CONVENIENCE ONLY AND ITEMS INDICATED ARE NOT NECESSARILY WITHIN THE SCOPE OF THE WORK.									
<div><div><div></div><div>GATE VALVE</div></div><div><div></div><div>GLOBE VALVE</div></div><div><div></div><div>BALL VALVE</div></div><div><div></div><div>CHECK VALVE</div></div><div><div></div><div>RELIEF OR SAFETY VALVE</div></div><div><div></div><div>3-WAY AUTOMATIC CONTROL VALVE</div></div><div><div></div><div>2-WAY AUTOMATIC CONTROL VALVE</div></div><div><div></div><div>PRESSURE REDUCING VALVE</div></div><div><div></div><div>STRAINER WITH BLOW-OFF VALVE</div></div><div><div></div><div>BUTTERFLY VALVE HAND OPERATED</div></div><div><div></div><div>BUTTERFLY VALVE MOTOR OPERATED</div></div><div><div></div><div>TWO BUTTERFLY VALVES W/COMMON MOTOR OPERATOR</div></div><div><div></div><div>PLUG VALVE</div></div><div><div></div><div>SOLENOID VALVE</div></div><div><div></div><div>FLOW METER</div></div><div><div></div><div>TRAP, STEAM</div></div><div><div></div><div>PUMP</div></div><div><div></div><div>PUMP SUCTION DIFFUSER</div></div><div><div></div><div>TRAP, BUCKET</div></div><div><div></div><div>DRP RIG OR TRAP RIG</div></div><div><div></div><div>FLOW SWITCH</div></div><div><div></div><div>AIR VENT AUTOMATIC</div></div><div><div></div><div>AIR VENT MANUAL</div></div><div><div></div><div>AIR SEPARATOR</div></div><div><div></div><div>PRESSURE GAGE W/ GAGE COCK</div></div><div><div></div><div>THERMOMETER</div></div><div><div></div><div>TEMPERATURE TRANSMITTER</div></div><div><div></div><div>BALL JOINT</div></div></div> <div><div><div></div><div>FLEXIBLE CONNECTOR</div></div><div><div></div><div>FLANGED CONNECTION</div></div><div><div></div><div>UNION FITTING</div></div><div><div></div><div>PIPE GUIDE</div></div><div><div></div><div>PIPE ANCHOR</div></div><div><div></div><div>VALVED CAPPED OUTLET</div></div><div><div></div><div>EXPANSION JOINT</div></div><div><div></div><div>REDUCER</div></div><div><div></div><div>PIPE UP</div></div><div><div></div><div>PIPE DN</div></div><div><div></div><div>PIPE BOTTOM CONNECTION</div></div><div><div></div><div>PIPE TOP CONNECTION</div></div><div><div></div><div>PIPE STUB UP</div></div><div><div></div><div>FLOW DIRECTION</div></div><div><div></div><div>PIPE PITCH UP OR DOWN</div></div><div><div></div><div>EXPANSION LOOP</div></div></div> <div><div><div></div><div>NEW WORK</div></div><div><div></div><div>AIR RISER</div></div><div><div></div><div>WATER SUPPLY RISER</div></div><div><div></div><div>WATER RETURN RISER</div></div><div><div></div><div>CONDENSATE DRAIN RISER</div></div><div><div></div><div>SQUARE INCHES</div></div><div><div></div><div>SQUARE FEET</div></div><div><div></div><div>AREA SMOKE DETECTOR</div></div><div><div></div><div>EMERGENCY SWITCH</div></div><div><div></div><div>HUMIDISTAT</div></div><div><div></div><div>THERMOSTAT</div></div><div><div></div><div>SWITCH</div></div></div> <div><div><div></div><div>UNIT HEATER</div></div><div><div></div><div>AXIAL FLOW FAN</div></div><div><div></div><div>PROPELLER FAN</div></div><div><div></div><div>CENTRIFUGAL FAN</div></div><div><div></div><div>ROOF VENTILATOR INTAKE</div></div><div><div></div><div>ROOF VENTILATOR EXHAUST</div></div><div><div></div><div>CEILING DIFFUSER</div></div><div><div></div><div>RETURN GRILLE</div></div><div><div></div><div>TOP REGISTER</div></div><div><div></div><div>RETURN/EXHAUST AIR SUPPLY AIR AIR QUANTITY (200 CFM)</div></div></div> <div><div><div></div><div>DUCT MOUNTED SMOKE DETECTOR</div></div><div><div></div><div>PRESSURE SENSOR</div></div><div><div></div><div>TEMPERATURE SENSOR</div></div><div><div></div><div>FIRE STAT</div></div><div><div></div><div>UNDER-CUT DOOR</div></div><div><div></div><div>LOUVERED DOOR</div></div><div><div></div><div>SEE DETAIL NO. 1 ON DRAWING M-101</div></div><div><div></div><div>SEE SECTION NO. 1 ON DRAWING M-101</div></div></div> <div><div><div><div><div>AC</div><div>AIR CONDITIONING</div><div>EN-001.00 KW</div><div>KILOWATT</div></div><div><div>ACU</div><div>AIR CONDITIONING UNIT</div><div>EN-002.00T</div><div>LEAVING AIR TEMPERATURE</div></div><div><div>AD</div><div>ACCESS DOOR</div><div>LD</div><div>LEARNER DIFFUSER</div></div><div><div>AFF</div><div>ABOVE FINISHED FLOOR</div><div>LF</div><div>LEARNER FEET</div></div><div><div>AHU</div><div>AIR HANDLING UNIT</div><div>LWT</div><div>LEAVING WATER TEMPERATURE</div></div><div><div>AL</div><div>ACOUSTICAL LINING</div><div>MBH</div><div>1000 BTU PER HOUR</div></div><div><div>ALD</div><div>AUTOMATIC LOUVERED DAMPER</div><div>MCC</div><div>MOTOR CONTROL CENTER</div></div><div><div>ALWS</div><div>ALUMINUM LOUVER AND ALUMINUM WIRE MESH SCREEN</div><div>MER</div><div>MECHANICAL EQUIPMENT ROOM</div></div><div><div>AP</div><div>ACCESS PANEL</div><div>N.C.</div><div>NORMALLY CLOSED</div></div><div><div>BF</div><div>BLIND FLANGE</div><div>NFA</div><div>NET FREE AREA</div></div><div><div>BG</div><div>BOTTOM GRILLE</div><div>NIC</div><div>NOT IN CONTRACT</div></div><div><div>BHP</div><div>BREAK HORSEPOWER</div><div>N.O.</div><div>NORMALLY OPEN</div></div><div><div>BI</div><div>BLACK IRON</div><div>OA</div><div>OUTSIDE AIR</div></div><div><div>BO</div><div>BLANK OFF</div><div>OAI</div><div>OUTSIDE AIR INTAKE</div></div><div><div>BR</div><div>BOTTOM REGISTER</div><div>OV</div><div>OUTLET VELOCITY</div></div><div><div>BTU</div><div>BRITISH THERMAL UNIT</div><div>PH</div><div>PRE-HEAT COIL</div></div><div><div>CC</div><div>COOLING COIL</div><div>PM</div><div>PRESSURE INDEPENDENT MODULE</div></div><div><div>CD</div><div>CEILING DIFFUSER</div><div>PO</div><div>PLUGGED OUTLET</div></div><div><div>CFM</div><div>CUBIC FEET PER MINUTE</div><div>PRV</div><div>PRESSURE REDUCING VALVE</div></div><div><div>CG</div><div>CEILING GRILLE</div><div>RA</div><div>RETURN AIR</div></div><div><div>CH</div><div>CABINET UNIT HEATER</div><div>RF</div><div>RETURN FAN</div></div><div><div>CO</div><div>CAPPED OUTLET</div><div>RG</div><div>RETURN GRILLE</div></div><div><div>COD</div><div>CLEAN OUT DOOR</div><div>RHC</div><div>RE-HEAT COIL</div></div><div><div>CR</div><div>CEILING REGISTER</div><div>SB</div><div>SECURITY BARS</div></div><div><div>CV</div><div>CONSTANT VOLUME BOX</div><div>SD</div><div>SMOKE DETECTOR</div></div><div><div>D</div><div>DRAIN LINE</div><div>SE</div><div>SMOKE EXHAUST</div></div><div><div>DN</div><div>DOWN</div><div>SG</div><div>SECURITY GRILLE</div></div><div><div>EAT</div><div>ENTERING AIR TEMPERATURE</div><div>SM</div><div>SMOKE DAMPER W/ACCESS DOOR</div></div><div><div>EE</div><div>ELEVATOR EXHAUST</div><div>SPD</div><div>SPLITTER DAMPER</div></div><div><div>EF</div><div>EXHAUST FAN</div><div>SPR</div><div>STAIR PRESSURIZATION</div></div><div><div>EWT</div><div>ENTERING WATER TEMPERATURE</div><div>SQ</div><div>SQUARE</div></div><div><div>F</div><div>FILTER</div><div>SQ, FT</div><div>SQUARE FEET</div></div><div><div>FA</div><div>FACE AREA</div><div>SSD</div><div>SAFETY SHUT-OFF VALVE</div></div><div><div>FC</div><div>FLEXIBLE CONNECTION</div><div>ST</div><div>SOUND TRAP</div></div><div><div>FD</div><div>FLOOR DRAIN</div><div>TF</div><div>TRANSFER FAN</div></div><div><div>FLD</div><div>FUSIBLE LINK FIRE DAMPER W/ACCESS DOOR</div><div>TC</div><div>TOP CONNECTION</div></div><div><div>FLT</div><div>FLUSH TANK</div><div>TG</div><div>TOP GRILLE</div></div><div><div>F/SM-HS</div><div>FIRE/SMOKE DAMPER (RESETTABLE TYPE) W/HEAT SENSOR & ACCESS DOOR</div><div>TSH</div><div>TOE SPACE HEATER</div></div><div><div>F/SM</div><div>FIRE/SMOKE DAMPER W/FUSIBLE LINK AND ACCESS DOOR</div><div>TR</div><div>TOP REGISTER</div></div><div><div>FTR</div><div>FIN-TUBE RADIATION</div><div>TR GR</div><div>TRANSFER GRILLE</div></div><div><div>GC</div><div>GENERAL CONTRACTOR</div><div>UL</div><div>UNDERWRITER'S LABORATORY</div></div><div><div>GE</div><div>GENERAL EXHAUST</div><div>UH</div><div>UNIT HEATER</div></div><div><div>GI</div><div>GALVANIZED IRON</div><div>U.O.N</div><div>UNLESS OTHERWISE NOTED</div></div><div><div>GP</div><div>GLYCOL PUMP</div><div>VAV</div><div>VARIABLE AIR VOLUME</div></div><div><div>GPM</div><div>GALLONS PER MINUTE</div><div>VD</div><div>VOLUME DAMPER</div></div><div><div>HC</div><div>HEATING COIL</div><div>VFD</div><div>VARIABLE FREQUENCY DRIVE</div></div><div><div>HP</div><div>HORSEPOWER</div><div>WCU</div><div>WATER CHILLING UNIT</div></div><div><div>H&V</div><div>HEATING & VENTILATION UNIT</div><div>WMS</div><div>WIRE MESH SCREEN</div></div><div><div>IB</div><div>INTERNAL DUCT BOOT</div><div>WU</div><div>WINDOW UNIT</div></div></div></div></div>																			

- 2014 - NYC BUILDING CODE- MECHANICAL NOTES
- BUILDING DEPARTMENT NOTES:
- ALL WORK SHALL COMPLY WITH THE APPLICABLE SECTIONS OF THE NEW YORK CITY CONSTRUCTION CODE, EFFECTIVE DECEMBER 31, 2014, AND ALL SUBSEQUENT AMENDMENTS AND RULES AND REGULATIONS OF THE DEPARTMENT OF BUILDINGS. INSPECTIONS AND SIGN-OFF OF COMPLETED WORK SHALL BE PERFORMED AS PER ARTICLE 28-116 OF THE GENERAL ADMINISTRATIVE PROVISIONS.
- THE FOLLOWING SPECIAL INSPECTIONS ARE REQUIRED BY THE NYC BUILDING CODE FOR HVAC SYSTEMS:
 - SMOKE CONTROL SYSTEMS - MC 513.3
 - MECHANICAL SYSTEMS - BC 1704.16
 - HEATING SYSTEMS - BC 1704.25
 - CHIMNEYS - BC 1704.28
 - MECHANICAL AND ELECTRICAL COMPONENTS - BC 1707.7
 - ENERGY CODE COMPLIANCE - BC 110.3.5 AND 1 RONY 5000-01
 - THE FOLLOWING PERIODIC SPECIAL INSPECTIONS ARE REQUIRED BY THE NYC BUILDING CODE FOR HVAC SYSTEMS:
 - FIRE-RESISTANT PENETRATIONS, INCLUDING FIRE DAMPERS - BC 1704.27
 - ENERGY CODE COMPLIANCE - BC 110.3.5 AND 1 RONY 5000-01
 - TESTS OF MECHANICAL SYSTEMS SHALL BE PERFORMED IN ACCORDANCE WITH SECTION MC 107 AND THE FOLLOWING SECTIONS OF THE NEW YORK CITY MECHANICAL CODE:
 - VENTILATION SYSTEM BALANCING MC 403.8
 - CHIMNEYS- MC 810
 - BOILERS AND PRESSURE VESSELS- MC 1011
 - REFRIGERATION SYSTEMS- MC 1108
 - HYDRONIC PIPING SYSTEMS-MC 1208
 - THE CONTRACTOR SHALL ENGAGE THE SERVICES OF A PROFESSIONAL ENGINEER TO PROVIDE THE REQUIRED SPECIAL INSPECTIONS AND TESTS
 - UPON COMPLETION OF THE VENTILATION SYSTEM:
 - A TEST SHALL BE CONDUCTED IN THE PRESENCE OF AND UNDER THE DIRECTION OF A LICENSED PROFESSIONAL ENGINEER QUALIFIED TO CONDUCT SUCH TESTS. THE TESTS SHALL SHOW COMPLIANCE WITH THE CODE REQUIREMENTS FOR VENTILATION AND THE PROPER FUNCTIONING OF ALL SMOKE DETECTION, FIRE PROTECTION AND OPERATING DEVICES BEFORE THE SYSTEM IS APPROVED.
 - THE LICENSED PROFESSIONAL ENGINEER WHO CONDUCTS THE TESTS SHALL FILE A CERTIFICATE AS TO WHETHER THE SYSTEM COMPLIES WITH THE APPLICABLE LAWS. THEY SHALL ALSO FILE WITH THIS CERTIFICATION A REPORT OF THE TEST. THE TEST AND REPORT SHALL BE MADE IN A MANNER SATISFACTORY TO THE OWNER.
 - THE FOLLOWING WORK ITEMS, COMPONENTS, MATERIALS, CAPACITIES, ETC. SHALL COMPLY WITH THE REFERENCED CODE OR STANDARD:
 - STANDARDS OF HEATING - MC 309.1
 - NOISE CONTROL - MC 828
 - DUCT CONSTRUCTION, SUPPORT- MC 603
 - AIR INTAKES, EXHAUSTS AND RELIEFS - MC 401.5
 - AIR FILTERS-MC 605
 - FIRE DAMPERS AND SMOKE DAMPERS AND SMOKE DETECTORS -MC 607
 - MANUAL AND AUTOMATIC FIRE AND SMOKE CONTROLS FOR AIR DISTRIBUTION SYSTEMS -MC 513
 - BOILERS -MC 1004
 - PIPING AND INSULATION -MC 1204
 - GAS FIRED EQUIPMENT - FUEL GAS CODE
 - MINIMUM TEMPERATURE TO BE MAINTAINED IN OCCUPIED SPACES DURING HEATING SEASON: 68 DEG F
 - VENTILATION FOR ALL AREAS SHALL COMPLY WITH MC 401.
 - A STATEMENT SHALL BE FILED BY THE OWNER OR TENANT IN POSSESSION THAT THE VENTILATING SYSTEM WILL BE KEPT IN CONTINUOUS OPERATION AT ALL TIMES DURING THE NORMAL OCCUPANCY OF THE STRUCTURE AS REQUIRED BY CODE MC 403.3
 - ALL FIRE DAMPERS SHALL BE ACCEPTED FOR USE BY THE NEW YORK CITY DEPARTMENT OF BUILDINGS SHALL BE MANUFACTURED AND INSTALLED IN ACCORDANCE WITH UL 555, STANDARD FOR FIRE DAMPERS AND CEILING DAMPERS.
 - COMBINATION FIRE/SMOKE DAMPERS AND SMOKE DAMPERS SHALL BE ACCEPTED FOR USE BY THE NEW YORK CITY DEPARTMENT OF BUILDINGS SHALL BE MANUFACTURED AND INSTALLED IN ACCORDANCE WITH UL 555S.
 - SMOKE DETECTORS, COMBINATION FIRE/SMOKE DAMPERS AND SMOKE DAMPERS SHALL BE INSTALLED AS REQUIRED TO CLOSE DAMPERS AND AUTOMATICALLY STOP THE FAN-MC 606
 - REFER TO ARCHITECTURAL DRAWINGS FOR REQUIRED FIRE RATED WALL AND SMOKE WALL CONSTRUCTION AND LOCATION.
 - THESE PLANS ARE APPROVED ONLY FOR THE WORK INDICATED ON THE APPLICATION SPECIFICATION SHEET. ALL OTHER MATTERS SHOWN ARE NOT TO BE RELIED UPON OR TO BE CONSIDERED AS EITHER BEING APPROVED OR IN ACCORDANCE WITH APPLICABLE CODES.
 - TO THE BEST OF THE APPLICANT'S KNOWLEDGE, BELIEF AND PROFESSIONAL JUDGEMENT, THESE PLANS ARE IN COMPLIANCE WITH THE NEW YORK CITY ENERGY CONSERVATION CODE.
 - TESTS OF SOUND POWER LEVEL OF MECHANICAL EQUIPMENT SHALL BE CONDUCTED AND RESULTS SUBMITTED WHERE WINDOWS OF A DWELLING UNIT ARE WITHIN 100 FEET OF EQUIPMENT.THE SOUND PRESSURE LEVEL SHALL NOT EXCEED THE LEVELS GIVEN IN MC 928
 - THE CONTRACTOR SHALL REVIEW AND BECOME FAMILIAR WITH THE REQUIREMENTS, AND IMPLEMENT ALL SUCH REQUIREMENTS, OF BUILDING CODE CHAPTER 33 WITH RESPECT TO SAFEGUARDS DURING CONSTRUCTION OR DEMOLITION.

- BUILDING CODE NOTES:-
- THE MECHANICAL APPLIANCES, EQUIPMENT AND SYSTEMS SHALL BE CONSTRUCTED, INSTALLED AND MAINTAINED IN ACCORDANCE WITH THE 2014 NEW YORK CITY MECHANICAL CODE AND THE NEW YORK CITY FUEL GAS CODE PER BC2801.1
 - SPECIAL INSPECTIONS SHALL BE PERFORMED IN ACCORDANCE WITH THE 2014 NYC MECHANICAL CODE, PER SECTION MC 107 INSPECTIONS AND TESTING, AND CHAPTER 17 OF THE NYC BUILDING CODE.
- GENERAL NOTES:
- CONTRACTOR TO RUN DUCTWORK AND PRESSURE PIPING UP AND DOWN TO COORDINATE WITH OTHER TRADES AND ARCHITECT'S CEILING REQUIREMENTS. ALL GRAVITY PIPING (DRAIN PIPING) TO PITCH DOWN IN DIRECTION OF FLOW.
 - ALL FLOOR MOUNTED EQUIPMENT TO BE MOUNTED ON MINIMUM 4" HOUSEKEEPING PADS TO BE PROVIDED BY GC.
 - PROVIDE FLD'S AT ALL DUCTS WHICH PENETRATE 2-HOUR RATED WALLS OR PENETRATE SLABS ABOVE, WHETHER SHOWN HERE OR NOT. EXCEPT: PROVIDE F/SM (HS) AT ALL DUCTS WHICH PENETRATE 2-HOUR WALLS OR SLABS ABOVE AND FORM PART OF THE SMOKE CONTROL SYSTEM. ALSO PROVIDE SM'S AS REQUIRED FOR FUNCTIONING OF SMOKE CONTROL SYSTEM. ALL DAMPERS SHALL BE CONTROLLED AND MONITORED FROM THE BMS SYSTEM IN NORMAL OPERATION, WITH AUTOMATIC OVERRIDE FROM THE FIRE ALARM SYSTEM WHEN IN ALARM MODE. ALL DAMPERS SHALL GIVE INDICATION BOTH AT THE BMS AND AT THE FAS.
 - FOR EXACT LOCATIONS OF ALL VISIBLE ELEMENTS, INCLUDING GRILLES, DIFFUSERS, THERMOSTATS, ETC. REFER TO ARCHITECTURAL DOCUMENTS.
 - REFER TO SPECIFICATIONS FOR ADDITIONAL INFORMATION.

MECHANICAL DRAWINGS LIST			ISSUE AND DATE																
DRAWING No.	DRAWING TITLE	SCALE	D.O.B. FILING 10/12/2016	100% CD SET 1/11/2016	PROGRESS PRINT 02/02/2017														
1	EN-001.00 ENERGY CODE COMPLIANCE SHEET - 1	N.T.S.																	
2	EN-002.00 ENERGY CODE COMPLIANCE SHEET - 2	N.T.S.																	
3	EN-003.00 ENERGY CODE COMPLIANCE SHEET - 3	N.T.S.																	
4																			
5	M-001.00 MECHANICAL SYMBOL, NOTES & DRAWINGS LIST	N.T.S.	●	●	●														
6	M-100.00 MECHANICAL CELLAR FLOOR PLAN	1/8"=1'-0"	●	●	●														
7	M-100P.00 MECHANICAL CELLAR FLOOR PIPING PLAN	1/8"=1'-0"	●	●	●														
8	M-101.00 MECHANICAL GROUND FLOOR PLAN	1/8"=1'-0"	●	●	●														
9	M-102.00 MECHANICAL 2ND FLOOR PLAN PARKING	1/8"=1'-0"	●	●	●														
10	M-103A.00 MECHANICAL 3RD FLOOR PLAN MER AMENITY	1/4"=1'-0"	●	●	●														
11	M-103B.00 MECHANICAL 3RD FLOOR PLAN MER AMENITY	1/4"=1'-0"	●	●	●														
12	M-103C.00 MECHANICAL 3RD FLOOR PLAN MER AMENITY	1/4"=1'-0"	●	●	●														
13	M-103D.00 MECHANICAL 3RD FLOOR PLAN MER AMENITY	1/4"=1'-0"	●	●	●														
14	M-104.00 MECHANICAL 4TH FLOOR PLAN MER	1/8"=1'-0"	●	●	●														
15	M-104P.00 MECHANICAL 4TH FLOOR PLAN PIPING	1/8"=1'-0"	●	●	●														
16	M-105.00 MECHANICAL 5TH FLOOR PLAN	1/8"=1'-0"	●	●	●														
17	M-106.00 MECHANICAL 6TH FLOOR PLAN	1/8"=1'-0"	●	●	●														
18	M-107.00 MECHANICAL 7TH FLOOR PLAN	1/8"=1'-0"	●	●	●														
19	M-108.00 MECHANICAL 8TH-19TH FLOOR PLAN	1/8"=1'-0"	●	●	●														
20	M-109.00 MECHANICAL 20TH-34TH FLOOR PLAN	1/8"=1'-0"	●	●	●														
21	M-110.00 MECHANICAL 35TH FLOOR PLAN	1/8"=1'-0"	●	●	●														
22	M-111.00 MECHANICAL 36TH FLOOR PLAN MER	1/8"=1'-0"	●	●	●														
23	M-111A.00 MECHANICAL 36TH FLOOR PLAN MER	1/4"=1'-0"	●	●	●														
24	M-111B.00 MECHANICAL 36TH FLOOR PLAN MER	1/4"=1'-0"	●	●	●														
25	M-111P.00 MECHANICAL 36TH FLOOR PLAN MER	1/8"=1'-0"	●	●	●														
26	M-112.00 MECHANICAL 37 FLOOR PLAN	1/8"=1'-0"	●	●	●														
27	M-113.00 MECHANICAL 38TH-50TH FLOOR PLAN	1/8"=1'-0"	●	●	●														
28	M-114.00 MECHANICAL 51TH-61ST FLOOR PLAN	1/8"=1'-0"	●	●	●														
29	M-115.00 MECHANICAL 62ND FLOOR PLAN MER	1/8"=1'-0"	●	●	●														
30	M-116.00 MECHANICAL 63ND-65 FLOOR PLAN MER	1/8"=1'-0"	●	●	●														
31	M-117.00 MECHANICAL 66TH FLOOR PLAN	1/8"=1'-0"	●	●	●														
32	M-118.00 MECHANICAL 67TH FLOOR PLAN MER	1/8"=1'-0"	●	●	●														
33	M-119.00 MECHANICAL MAIN ROOF PLAN	1/8"=1'-0"	●	●	●														
34	M-120.00 MECHANICAL ELEVATOR MER PLAN	1/8"=1'-0"	●	●	●														
35	M-200.00 MECHANICAL 4TH MECH RM PART PLAN	AS SHOWN																	
36	M-300.00 MECHANICAL FLOW WATER RISER DIAGRAM	N.T.S.	●	●	●														
37	M-301.00 MECHANICAL WATER RISER DIAGRAM 1	N.T.S.	●	●	●														
38	M-302.00 MECHANICAL WATER RISER DIAGRAM 2	N.T.S.	●	●	●														
39	M-303.00 MECHANICAL WATER RISER DIAGRAM 3	N.T.S.	●	●	●														
40	M-304.00 MECHANICAL TOILET AND DRYER EXHAUST RISER DIAGRAM 1	N.T.S.	●	●	●														
41	M-305.00 MECHANICAL TOILET AND DRYER EXHAUST RISER DIAGRAM 2	N.T.S.	●	●	●														
42	M-306.00 MECHANICAL TOILET AND DRYER EXHAUST RISER DIAGRAM 3	N.T.S.	●	●	●														
43	M-307.00 MECHANICAL AIR RISER DIAGRAM 1	N.T.S.	●	●	●														
44	M-308.00 MECHANICAL AIR RISER DIAGRAM 2	N.T.S.	●	●	●														
45	M-309.00 MECHANICAL AIR RISER DIAGRAM 3	N.T.S.	●	●	●														
46	M-310.00 MECHANICAL KITCHEN EXHAUST RISER DIAGRAM 1	N.T.S.	●	●	●														
47	M-311.00 MECHANICAL KITCHEN EXHAUST RISER DIAGRAM 2	N.T.S.	●	●	●														
48	M-312.00 MECHANICAL KITCHEN EXHAUST RISER DIAGRAM 3	N.T.S.	●	●	●														
49	M-400.00 MECHANICAL SCHEDULES SHEET-1	N.T.S.	●	●	●														
50	M-401.00 MECHANICAL SCHEDULES SHEET-2	N.T.S.	●	●	●														
51	M-500.00 MECHANICAL DETAILS SHEET-1	N.T.S.	●	●	●														
52	M-501.00 MECHANICAL DETAILS SHEET-2	N.T.S.	●	●	●														
	M-502.00 MECHANICAL DETAILS SHEET-3	N.T.S.	●	●	●														
	M-503.00 MECHANICAL DETAILS SHEET-3	N.T.S.	●	●	●														

FILE NAME: I:\150318\MECH\150318M-100 (CELLAR).dwg, SAVED ON: 2/1/2017 3:56 PM, PLOTTED ON: 2/3/2017 3:56 PM, PLOTTED BY: TOLKACH, LYUDMILA

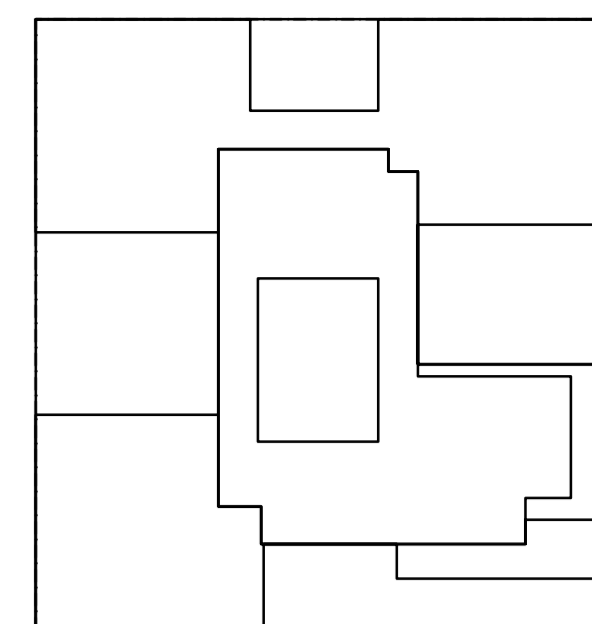


MECHANICAL CELLAR LEVEL FLOOR PLAN
SCALE: 3/8" = 1'-0"

TO THE BEST OF MY KNOWLEDGE, BELIEF AND PROFESSIONAL JUDGMENT, THESE PLANS AND SPECIFICATIONS ARE IN COMPLIANCE WITH THE ENERGY CONSERVATION CODE OF NEW YORK CITY 2016

* THIS PLAN APPROVED ONLY FOR WORK INDICATED ON THE APPLICATION SPECIFICATION SHEET. ALL OTHER MATTERS SHOWN ARE NOT TO BE RELIED UPON, OR TO BE CONSIDERED AS EITHER BEING APPROVED OR IN ACCORDANCE WITH APPLICABLE CODES*

Alterations or additions to this engineering document by an unlicensed person is a violation of Chapter 16, Title VIII, Article 145 § 7209.2 of the New York State Education Law.



KEY PLAN

NOTES:

NOT FOR CONSTRUCTION

Number: Date: Revision:

Project:
City View Tower at Court Square
23-15 44th Drive
Long Island City, NY 11101

Client:
Cityview Tower LLC
112-15 NORTHERN BLVD, CF-2
CORONA, NY 11368
(718) 321-8652

Architect:
HILL | WEST
ARCHITECTS
11 BROADWAY
17TH FLOOR
NEW YORK, NY 10004
T. 212 213 8007

Consultant:
DESIMONE CONSULTING ENGINEERS
140 Broadway 25th Floor
New York, NY, 10005
(212) 532-2211
Cosentini Associates
Two Pennsylvanias Plaza, 3rd FL.
New York, NY 10121
(212) 615-3600
Whitehall
11 Broadway, 17th Floor
New York, NY 10004
(212) 908-4940

DOB STAMPS & SIGNATURES:

DWG TITLE:
MECHANICAL
CELLAR FLOOR PLAN

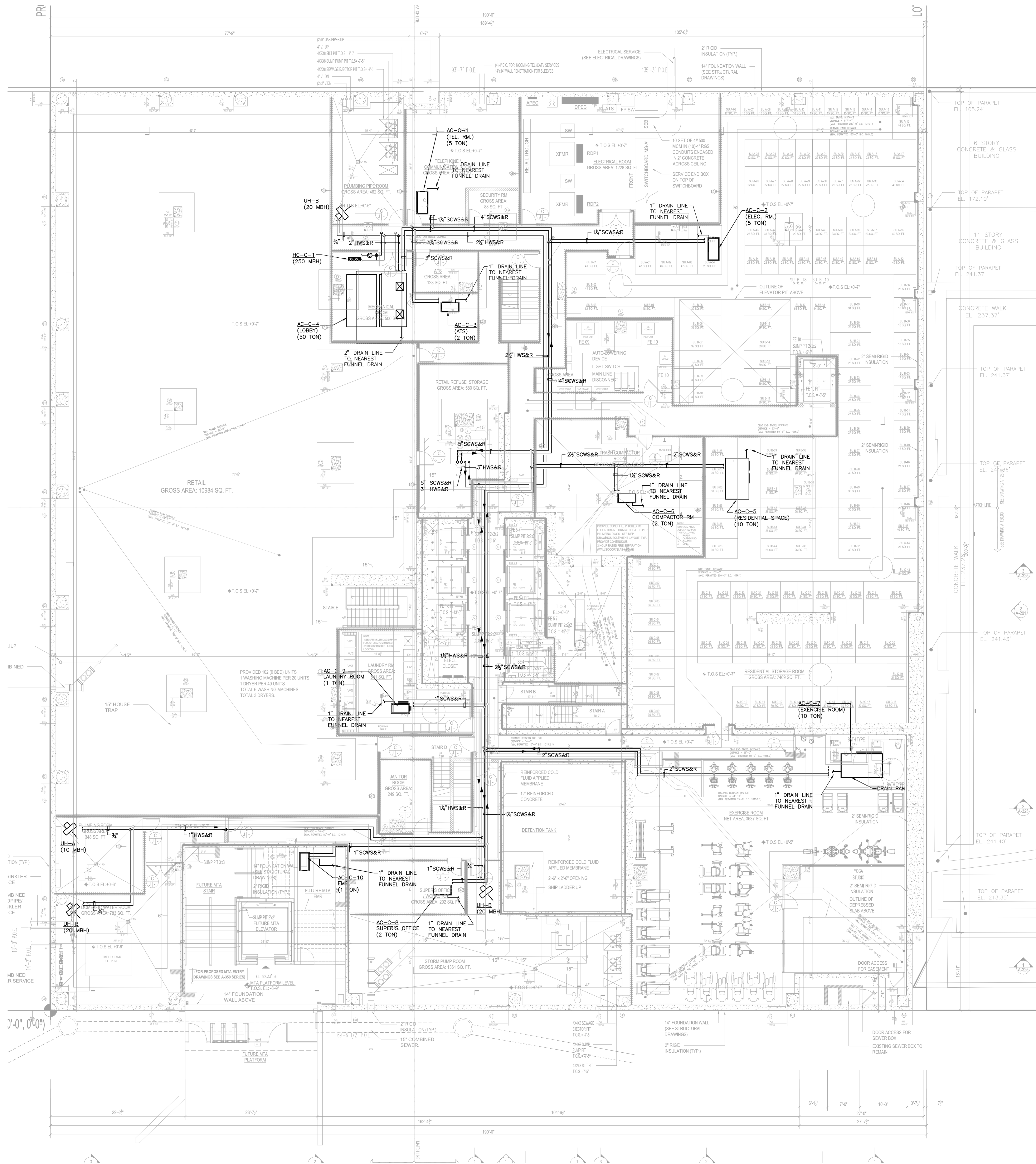
SEAL & SIGNATURE: DATE: 01/18/2017

PROJECT #: 190318

SCALE: 1/8" = 1'-0"

DWG NO. M-100.00

FILE NAME: I:\50318\MECH\50318M-100P.dwg (PIPING CELLAR LEVEL) PLOTTED ON 2/2/2017 2:56 PM PLOTTED BY TOLKACH, L.VUDMILA

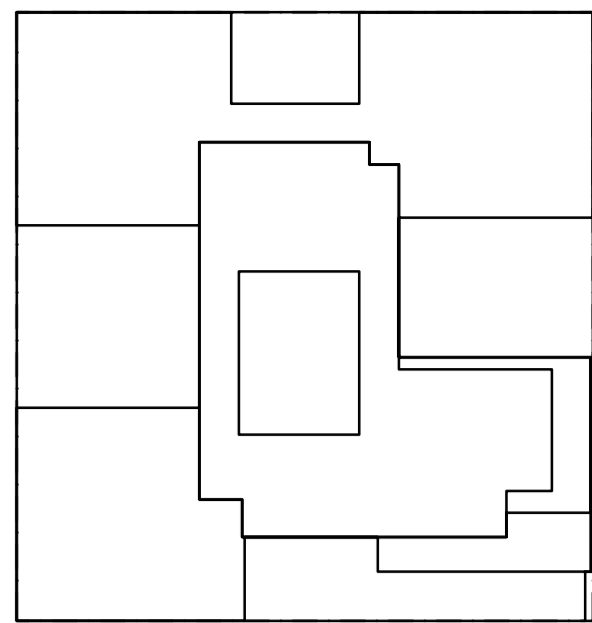


MECHANICAL CELLAR LEVEL FLOOR PIPING PLAN
SCALE: 3/8" = 1'-0"

TO THE BEST OF MY KNOWLEDGE, BELIEF AND PROFESSIONAL JUDGMENT, THESE PLANS AND SPECIFICATIONS ARE IN COMPLIANCE WITH THE ENERGY CONSERVATION CODE OF NEW YORK CITY 2016

THIS PLAN APPROVED ONLY FOR WORK INDICATED ON THE APPLICATION SPECIFICATION SHEET. ALL OTHER MATTERS SHOWN ARE NOT TO BE RELIED UPON, OR TO BE CONSIDERED AS EITHER BEING APPROVED OR IN ACCORDANCE WITH APPLICABLE CODES

Alterations or additions to this engineering document by an unlicensed person is a violation of Chapter 16, Title VIII, Article 145 § 7209.2 of the New York State Education Law.



KEY PLAN

NOTES:

NOT FOR CONSTRUCTION

02/02/2017 PROGRESS PRINT
01/25/2017 ISSUED FOR DOB
11/12/2016 FRACILE FINDING SET
11/11/2016 100% TO FOUNDATION RD SET
10/12/2016 ISSUED FOR DOB
02/05/2016 DOB FINDING SET

Number: Date: Revision:
Project:
City View Tower at Court Square
23-15 44th Drive
Long Island City, NY 11101

Client:
Cityview Tower LLC
112-15 NORTHERN BLVD, CF-2
CORONA, NY 11368
(718) 321-8652

Architect:
HILL | WEST
ARCHITECTS
11 BROADWAY
17TH FLOOR
NEW YORK, NY 10004
T. 212 213 8007

Consultant:
DESIMONE CONSULTING ENGINEERS
140 Broadway 25th Floor
New York, NY, 10005
(212) 532-2211
Cosentini Associates
Two Pennsylvania Plaza, 3rd Fl.
New York, NY 10121
(212) 615-3600
Whitehall
11 Broadway, 17th Floor
New York, NY 10004
(212) 908-4940

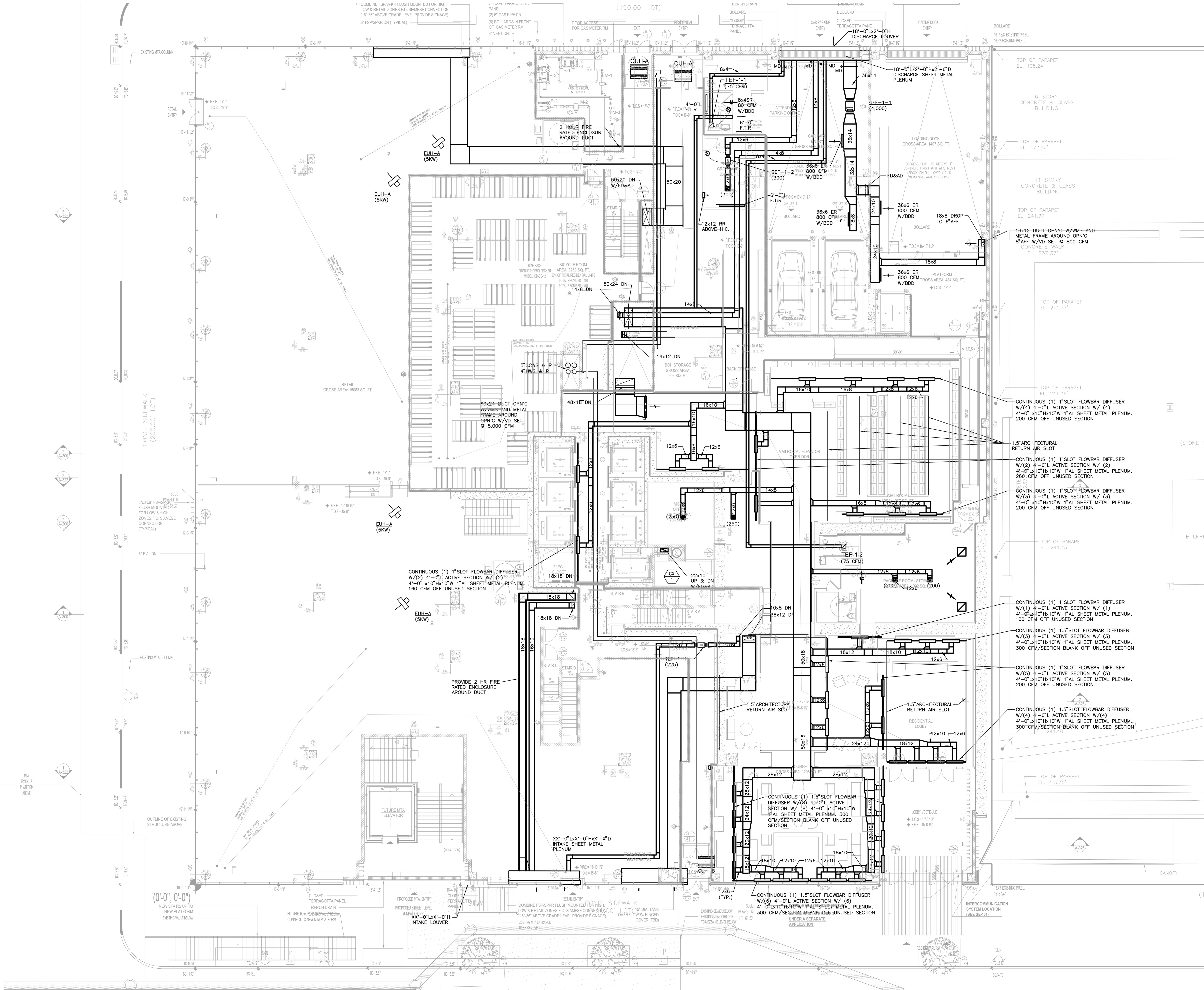
DOB STAMPS & SIGNATURES:

DWG TITLE:
**MECHANICAL
CELLAR FLOOR PLAN
PIPING**

SEAL & SIGNATURE: DATE: 01/18/2017
PROJECT #: 150318
SCALE: 1/8" = 1'-0"
M-100P.00
DWG NO. OF: 05

FILE NAME: I:\50318\MECH\50318M-101_GROUND.dwg, SAVED ON: 1/31/2017 4:25 PM, PLOTTED ON: 2/3/2017 2:57 PM, PLOTTED BY: TOLKACH, LYUDMILA

(80'-0" WIDE)

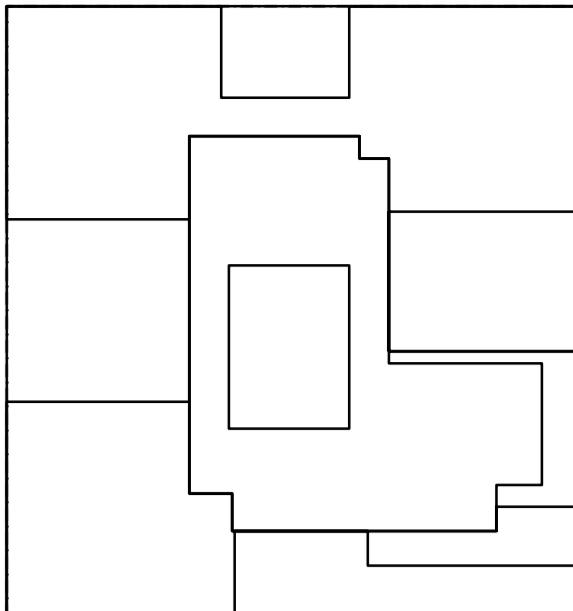


MECHANICAL GROUND FLOOR PLAN
SCALE: 1/8" = 1'-0"

TO THE BEST OF MY KNOWLEDGE, BELIEF AND PROFESSIONAL JUDGMENT, THESE PLANS AND SPECIFICATIONS ARE IN COMPLIANCE WITH THE EROKORY CONSERVATION CODE OF NEW YORK CITY 2016

THIS PLAN APPROVED ONLY FOR WORK INDICATED ON THE APPLICATION SPECIFICATION SHEET. ALL OTHER MATTERS SHOWN ARE NOT TO BE RELIED UPON, OR TO BE CONSIDERED AS EITHER BEING APPROVED OR IN ACCORDANCE WITH APPLICABLE CODES

Alterations or additions to this engineering document by an unlicensed person is a violation of Chapter 16, Title VIII, Article 145 § 7209.2 of the New York State Education Law.



KEY PLAN

NOTES:

NOT FOR CONSTRUCTION

02/03/2017	PROGRESS PRINT
01/23/2017	ISSUED FOR DOB
11/17/2016	PACKAGE PRELIM SET
11/17/2016	100% DEVELOPMENT RD SET
10/12/2016	ISSUED FOR DOB

Number: Date: Revision:

Project:
City View Tower at Court Square
23-15 44th Drive
Long Island City, NY 11101

Client:
Cityview Tower LLC
112-15 NORTHERN BLVD, CF-2
CORONA, NY 11388
(718) 321-8652

Architect:
HILL | WEST
ARCHITECTS
11 BROADWAY, 17TH FLOOR
NEW YORK, NY 10004
T. 212 213 8007

Consultant:
DESIMONE CONSULTING ENGINEERS
140 Broadway, 25th Floor
New York, NY, 10005
(212) 532-2211


Cosentini Associates
Two Pennsylvania Plaza, 3rd FL.
New York, NY 10121
(212) 615-3600

Whitehall
11 Broadway, 17th Floor
New York, NY 10004
(212) 908-4940

DOB STAMPS & SIGNATURES:

DWG TITLE:
MECHANICAL
GROUND FLOOR PLAN

SEAL & SIGNATURE:



DATE: 01/30/2017

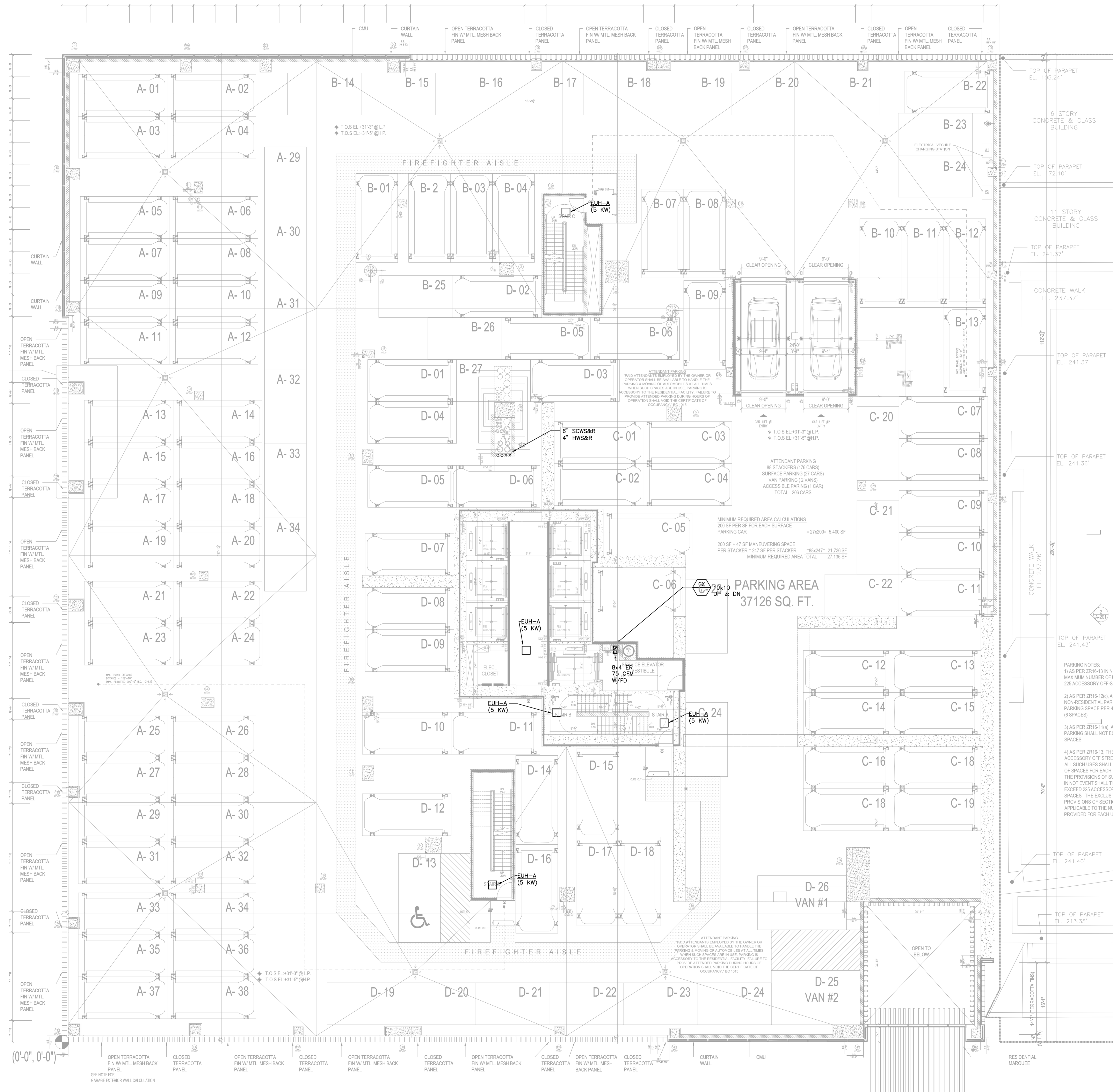
PROJECT #: 150318

SCALE: 1/8" = 1'-0"

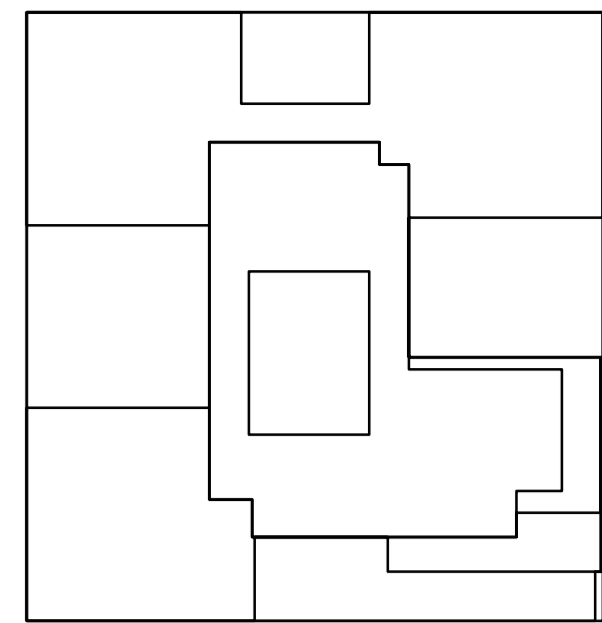
M-101.00
DWG NO.

X OF 58

FILE NAME: I:\150318\MECH\150318M-102 (2ND FL PARKING LEVEL).dwg SAVED ON 1/31/2017 4:25 PM PLOTTED ON 2/3/2017 2:56 PM PLOTTED BY: TOLKACH, LYUDMILA



MECHANICAL 2ND FLOOR PLAN
SCALE: 3/8" = 1'-0"



KEY PLAN

NOTES:

NOT FOR CONSTRUCTION

02/03/2017	PROGRESS PRINT
01/25/2017	ISSUED FOR DOB
11/10/2016	FRACILE PRINTING SET
11/11/2016	100% TO FOUNDATION RD SET
10/12/2016	ISSUED FOR DOB
02/05/2016	DOB FILING SET

Number:	Date:	Revision:
---------	-------	-----------

Project:
City View Tower at Court Square
23-15 44th Drive
Long Island City, NY 11101

Client:
Cityview Tower LLC
112-15 NORTHERN BLVD, CF-2
CORONA, NY 11368
(718) 321-8652

Architect:
HILL | WEST
ARCHITECTS
11 BROADWAY
17TH FLOOR
NEW YORK, NY 10004
T. 212 213 8007

Consultant:
DESIMONE CONSULTING ENGINEERS
140 Broadway 25th Floor
New York, NY, 10005
(212) 532-2211
Cosentini Associates
Two Pennsylvania Plaza, 3rd FL
New York, NY 10121
(212) 615-3600
Whitehall
11 Broadway, 17th Floor
New York, NY 10004
(212) 908-4940

DOB STAMPS & SIGNATURES:

DWG TITLE:
MECHANICAL
2ND FLOOR PLAN (PARKING LEVEL)

SEAL & SIGNATURE: DATE: 01/18/2017

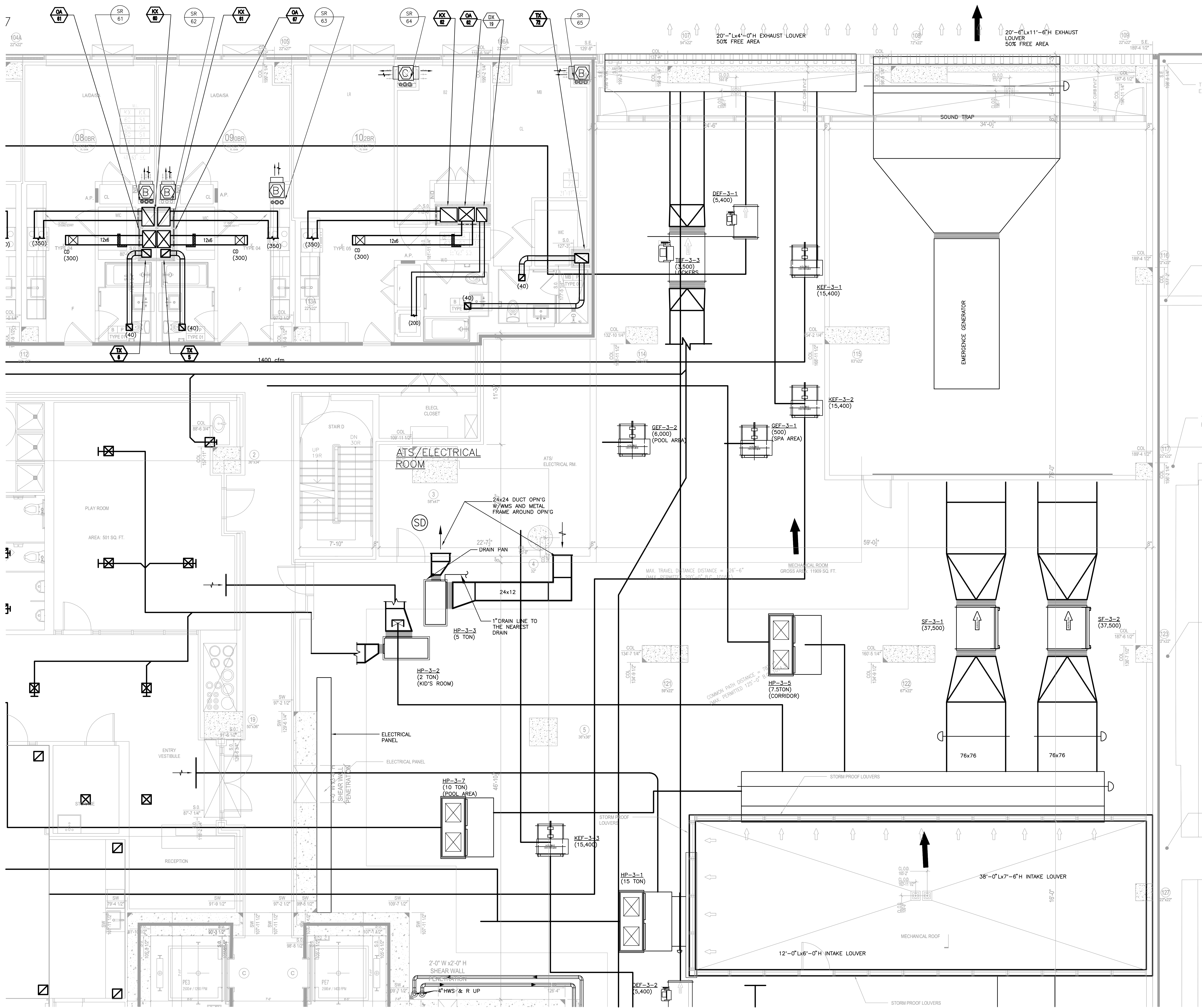
PROJECT #: 150318

SCALE: 1/8" = 1'-0"

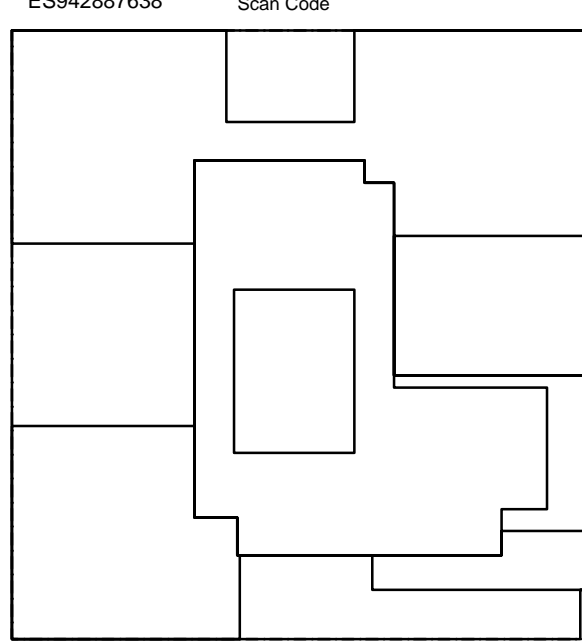
DWG NO. M-102.00

X OF 58

FILE NAME: I:\130318\MECH\150318H-103A (3RD F.L. AMEN-MECH).dwg SAVED ON 2/3/2017 10:06 AM PLOTTED ON 2/3/2017 2:58 PM PLOTTED BY: TOLKACH, LYUDMILA



MECHANICAL 3RD LEVEL FLOOR PLAN
SCALE: 1/4" = 1'-0"



KEY PLAN

NOTES:

NOT FOR CONSTRUCTION

03/03/2017
01/23/2017
11/17/2016
11/11/2016
10/12/2016
02/03/2016

PROGRESS PRINT
ISSUED FOR DOB
FACADE PRICING SET
100% DO FOUNDATION AND SET
ISSUED FOR DOB
DOB FILING SET

Number: Date: Revision:

Project:
City View Tower at Court Square
23-15 44th Drive
Long Island City, NY 11101

Client:
Cityview Tower LLC
112-15 NORTHERN BLVD, CF-2
CORONA, NY 11385
(718) 321-8652

Architect:
HILL WEST
ARCHITECTS
11 BROADWAY
17TH FLOOR
NEW YORK, NY 10004
T: 212 213 8897

Consultant:
DESIMONE CONSULTING ENGINEERS
140 Broadway 25th Floor
New York, NY, 10005
(212) 552-2211
Cosentini Associates
Two Pennsylvania Plaza, 3rd FL,
New York, NY 10121
(212) 615-3600
Whitehall
11 Broadway, 11th Floor
New York, NY 10004
(212) 908-4940

DOB STAMPS & SIGNATURES:

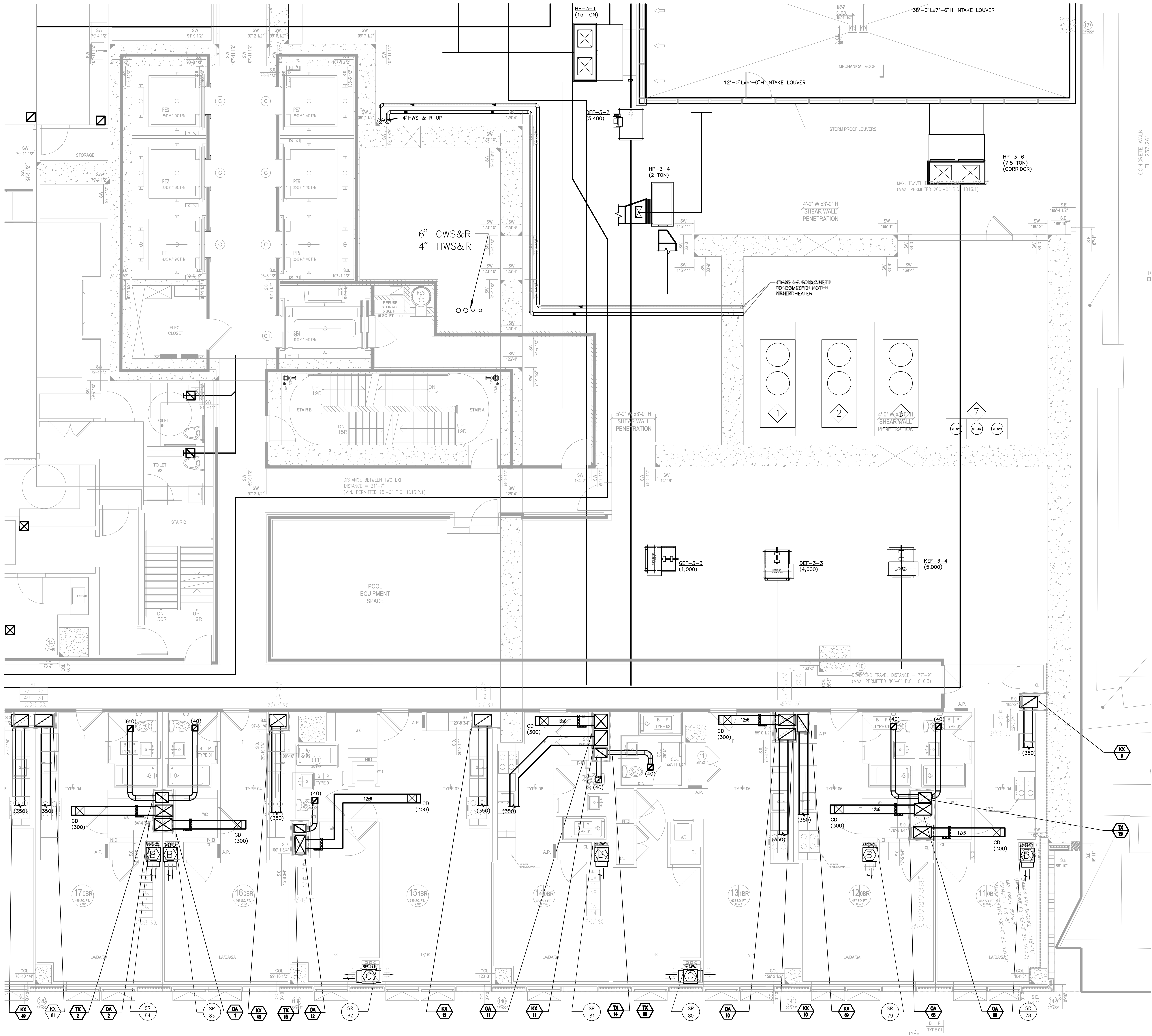
DWG TITLE: **MECHANICAL 3RD FLOOR PLAN**
AMENITIES, MER

SEAL & SIGNATURE: [Signature]
DATE: 01/09/2017
PROJECT #: 150318
SCALE: 1/4" = 1'-0"
M-103A.00
DWG NO. X OF 58

TO THE BEST OF MY KNOWLEDGE, BELIEF AND PROFESSIONAL JUDGEMENT, THESE PLANS AND SPECIFICATIONS ARE IN COMPLIANCE WITH THE ENERGY CONSERVATION CODE OF NEW YORK CITY 2016

THIS PLAN APPROVED ONLY FOR WORK INDICATED ON THE APPLICATION SPECIFICATION SHEET. ALL OTHER MATTERS SHOWN ARE NOT TO BE RELIED UPON, OR TO BE CONSIDERED AS EITHER BEING APPROVED OR IN ACCORDANCE WITH APPLICABLE CODES

Alterations or additions to this engineering document by an unlicensed person is a violation of Chapter 16, Title VIII, Article 145 § 7209.2 of the New York State Education Law.

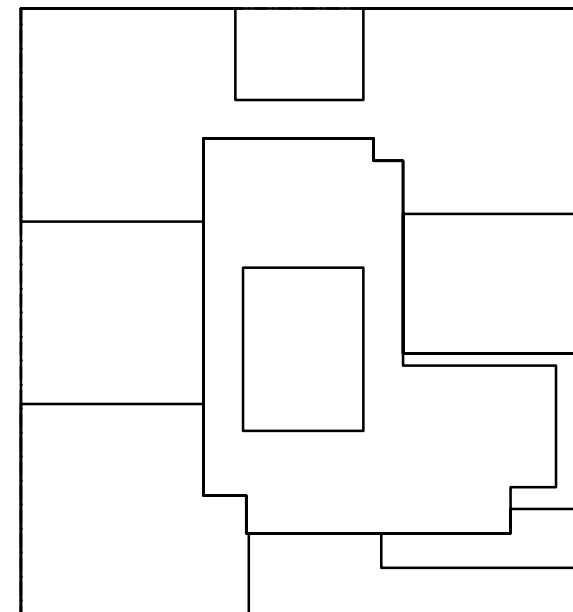


MECHANICAL 3RD LEVEL FLOOR PLAN
SCALE: 1/4" = 1'-0"

TO THE BEST OF MY KNOWLEDGE, BELIEF AND PROFESSIONAL JUDGEMENT, THESE PLANS AND SPECIFICATIONS ARE IN COMPLIANCE WITH THE ENERGY CONSERVATION CODE OF NEW YORK CITY 2016

THIS PLAN APPROVED ONLY FOR WORK INDICATED ON THE APPLICATION SPECIFICATION SHEET. ALL OTHER MATTERS SHOWN ARE NOT TO BE RELIED UPON, OR TO BE CONSIDERED AS EITHER BEING APPROVED OR IN ACCORDANCE WITH APPLICABLE CODES

Alterations or additions to this engineering document by an unlicensed person is a violation of Chapter 16, Title VIII, Article 145 § 7209.2 of the New York State Education Law.



KEY PLAN

NOTES:

NOT FOR CONSTRUCTION

03/03/2017
01/23/2017
11/17/2016
11/11/2016
10/12/2016

PROGRESS PRINT
ISSUED FOR DOB
FACADE PRICING SET
100% DO FOUNDATION AND SET
ISSUED FOR DOB

Number: Date: Revision:

Project:
City View Tower at Court Square
23-15 44th Drive
Long Island City, NY 11101

Client:
Cityview Tower LLC
112-15 NORTHERN BLVD, CF-2
CORONA, NY 11388
(718) 321-8652

Architect:
HILL | WEST
ARCHITECTS
11 BROADWAY
17TH FLOOR
NEW YORK, NY 10004
T. 212 215 8907

Consultant:
DESIMONE CONSULTING ENGINEERS
140 Broadway 25th Floor
New York, NY, 10005
(212) 532-2211
Cosentini Associates
Two Pennsylvania Plaza, 3rd FL,
New York, NY 10121
(212) 615-3600
Whitehall
11 Broadway, 11th Floor
New York, NY 10004
(212) 908-4940

DOB STAMPS & SIGNATURES:

DWG TITLE:
MECHANICAL
3RD FLOOR PLAN
AUMENTES, MER

SEAL & SIGNATURE:



DATE: 01/26/2017

PROJECT #: 150318

SCALE: 1/4" = 1'-0"

M-103B.00
DWG NO.

X OF 58

NOTES:

02/03/2017	PROGRESS PRINT
01/25/2017	ISSUED FOR DOB
11/17/2016	FACADE PRICING SET
11/11/2016	100% DO FOUNDATION BID SET
10/12/2016	ISSUED FOR DOB
02/05/2016	DOB FILING SET

Number:	Date:	Revision:
---------	-------	-----------

**City View Tower &
Court Square**
23-15 44th Drive
Long Island City, NY 11101

Client: **Cityview Tower LLC**
112-15 NORTHERN BLVD, CF-2
CORONA, NY 11368
(718) 321-8652

Architect:
HILL | WEST
ARCHITECTS
11 BROADWAY
17TH FLOOR
NEW YORK, NY 10004
T: 212 345-0007

Consultant:

**DESIMONE
CONSULTING ENGINEER**

140 Broadway, 25th Floor
New York, NY, 10005
(212) 532-2211

Cosentino Associates

Two Pennsylvania Plaza, 3rd FL,
New York, NY 10121
(212) 615-3600

Whitehall

11 Broadway, 17th Floor
New York, NY 10004
(212) 908-4940

OB STAMPS & SIGNATURES

WG TITLE: MECHANICAL
3RD FLOOR PLAN
AMENITES, MER

REAL & SIGNATURE:	DATE:
-------------------	-------

 PROJECT #:

SCALE:

PROFESSIONAL ENGINEER
No. 58372

M-1030
DWG NO.

x OF 5



MECHANICAL 3RD LEVEL FLOOR PLAN
SCALE: $\frac{1}{4}" = 1'-0"$

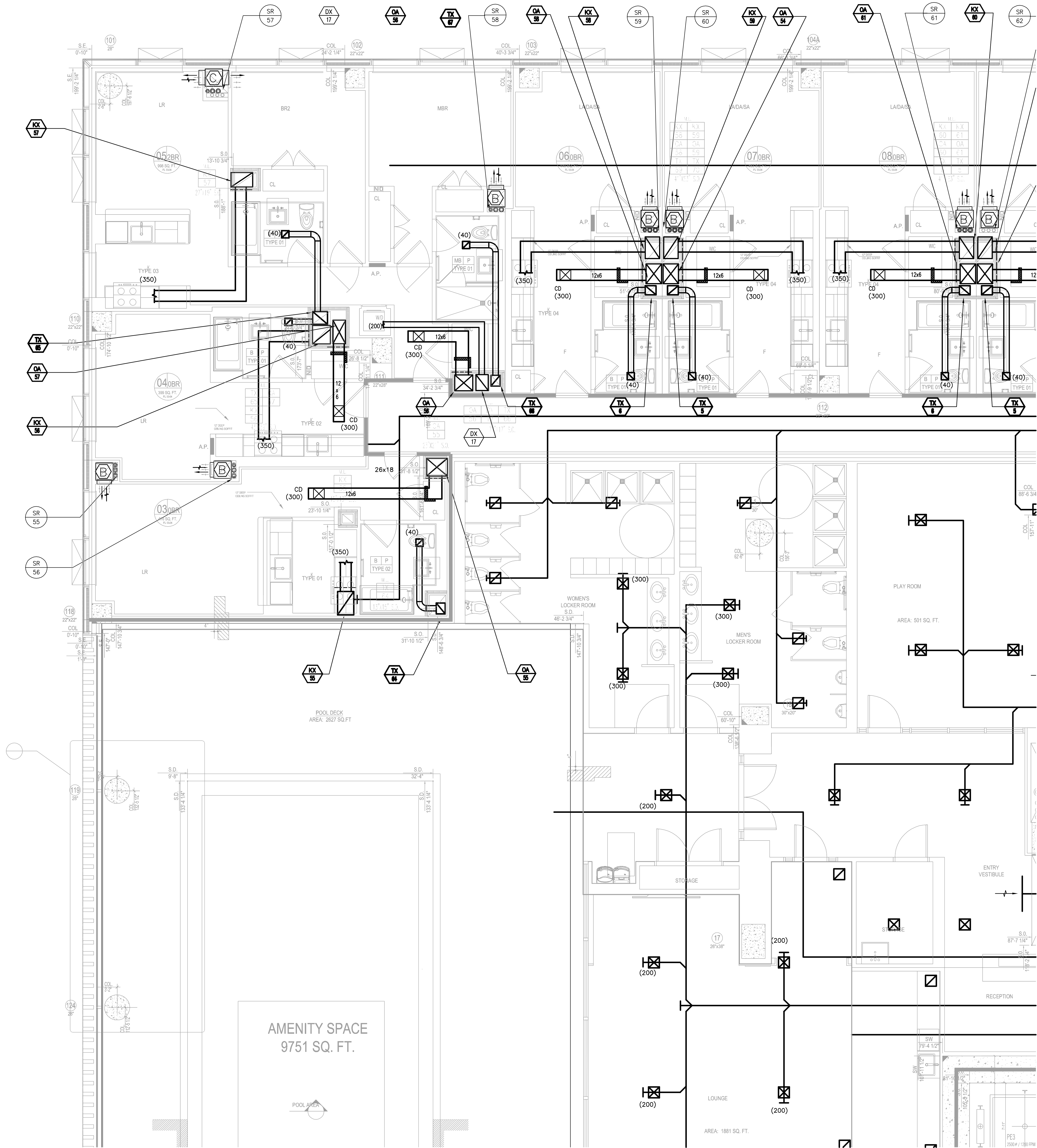
TO THE BEST OF MY KNOWLEDGE, BELIEF AND PROFESSIONAL JUDGEMENT, THESE PLANS AND SPECIFICATIONS ARE IN COMPLIANCE WITH THE ENERGY CONSERVATION CODE OF NEW YORK CITY 2016

THIS PLAN APPROVED ONLY FOR WORK INDICATED ON THE APPLICATION SPECIFICATION SHEET. ALL OTHER MATTERS SHOWN ARE NOT TO BE RELIED UPON, OR TO BE CONSIDERED AS EITHER BEING APPROVED OR IN ACCORDANCE WITH APPLICABLE CODES

Alterations or additions to this engineering document
by an unlicensed person is a violation of Chapter 16
Title VIII, Article 145 § 7209.2 of the New York
State Education Law.



FILE NAME: I:\150318\MECH\150318M-103D 3RD F.L. AMEN-MECH.dwg SAVED ON 2/3/2017 3:00 PM PLOTTED ON 2/3/2017 3:33 PM PLOTTED BY TOLKACH, LYUDMILA

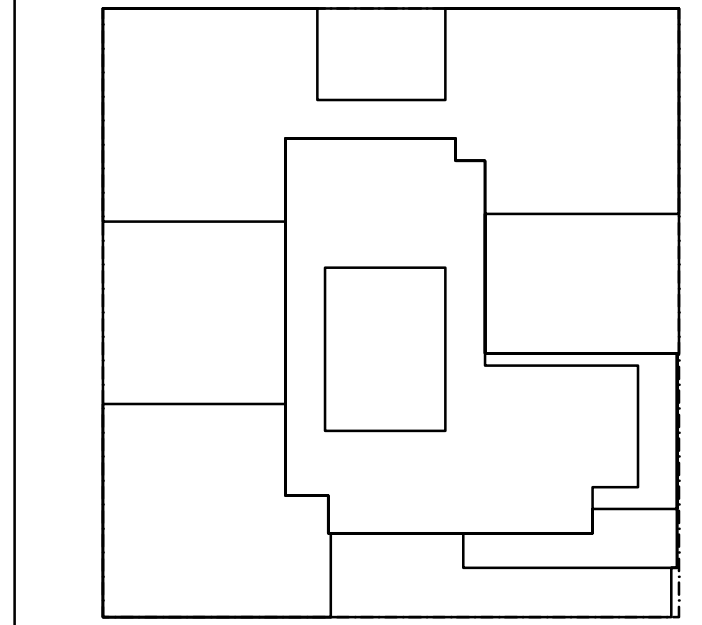


MECHANICAL 3RD LEVEL FLOOR PLAN
SCALE: 3/4" = 1'-0"

TO THE BEST OF MY KNOWLEDGE, BELIEF AND PROFESSIONAL JUDGEMENT, THESE PLANS AND SPECIFICATIONS ARE IN COMPLIANCE WITH THE ENERGY CONSERVATION CODE OF NEW YORK CITY 2016

THIS PLAN APPROVED ONLY FOR WORK INDICATED ON THE APPLICATION SPECIFICATION SHEET. ALL OTHER MATTERS SHOWN ARE NOT TO BE RELIED UPON, OR TO BE CONSIDERED AS EITHER BEING APPROVED OR IN ACCORDANCE WITH APPLICABLE CODES

Alterations or additions to this engineering document by an unlicensed person is a violation of Chapter 16, Title VIII, Article 145 § 7209.2 of the New York State Education Law.



KEY PLAN

NOTES:

NOT FOR CONSTRUCTION

03/03/2017
01/23/2017
11/17/2016
11/11/2016
10/12/2016

PROGRESS PRINT
ISSUED FOR DOB
FACADE PRICING SET
100% DO FOUNDATION AND SET
ISSUED FOR DOB

Number: Date: Revision:

Project:
City View Tower at Court Square
23-15 44th Drive
Long Island City, NY 11101

Client:
Cityview Tower LLC
112-15 NORTHERN BLVD, CF-2
CORONA, NY 11388
(718) 321-8652

Architect:
HILL | WEST
ARCHITECTS
11 BROADWAY
17TH FLOOR
NEW YORK, NY 10004
T. 212 213 8997

Consultant:
DESIMONE CONSULTING ENGINEERS
140 Broadway 25th Floor
New York, NY, 10005
(212) 552-2211
Cosentini Associates
Two Pennsylvania Plaza, 3rd FL,
New York, NY 10121
(212) 615-3600
Whitehall
11 Broadway, 11th Floor
New York, NY 10004
(212) 908-4940

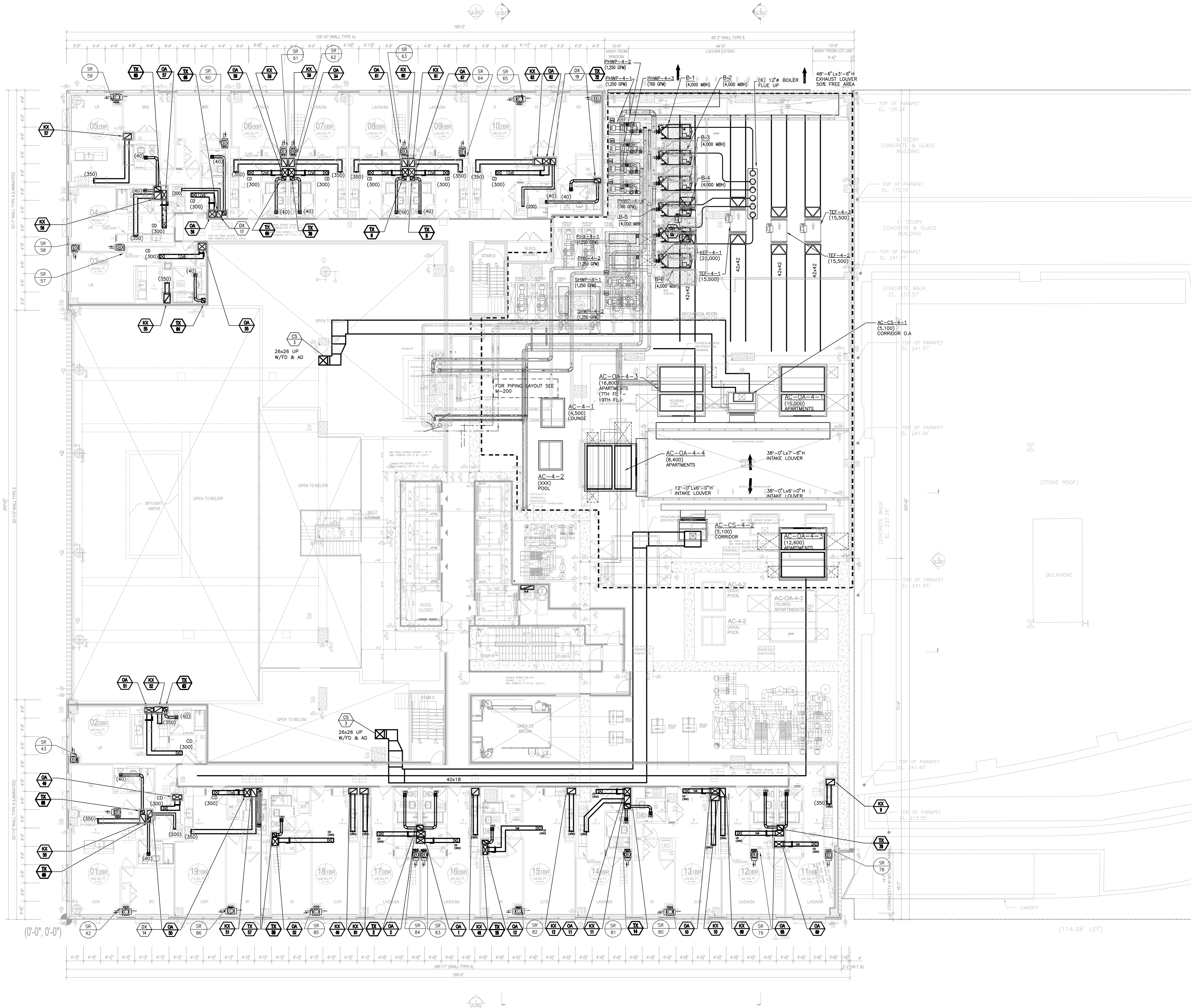
DOB STAMPS & SIGNATURES:

DWG TITLE:
MECHANICAL
3RD FLOOR PLAN
AMENITIES, MER



DATE: 01/09/2017
PROJECT #: 150318
SCALE: 1/8" = 1'-0"
M-103D.00
DWG NO.

FILE NAME: I:\50318\MECH\50318M-104 (4TH FLOOR) PLOTTED ON 2/3/2017 3:02 PM PLOTTED BY: TOLKACH, LYUDMILA

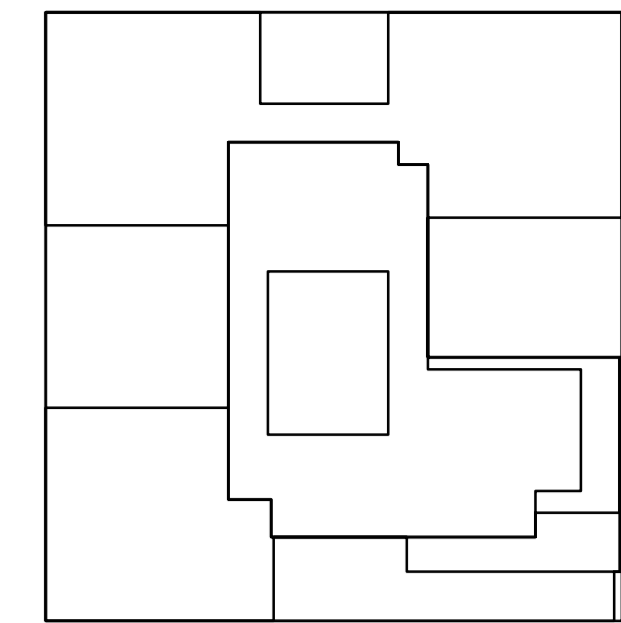


MECHANICAL 4TH FLOOR PLAN
SCALE: 3/8" = 1'-0"

TO THE BEST OF MY KNOWLEDGE, BELIEF AND PROFESSIONAL JUDGMENT, THESE PLANS AND SPECIFICATIONS ARE IN COMPLIANCE WITH THE ENERGY CONSERVATION CODE OF NEW YORK CITY 2016

THIS PLAN APPROVED ONLY FOR WORK INDICATED ON THE APPLICATION SPECIFICATION SHEET. ALL OTHER MATTERS SHOWN ARE NOT TO BE RELIED UPON, OR TO BE CONSIDERED AS EITHER BEING APPROVED OR IN ACCORDANCE WITH APPLICABLE CODES

Alterations or additions to this engineering document by an unlicensed person is a violation of Chapter 16, Title VIII, Article 145 § 7209.2 of the New York State Education Law.



KEY PLAN

NOTES:

NOT FOR CONSTRUCTION

02/03/2017	PROGRESS PRINT
01/13/2017	ISSUED FOR DOB
11/13/2016	PACKAGE PRELIM SET
11/11/2016	100% DEVELOPMENT RD SET
10/12/2016	ISSUED FOR DOB
02/05/2016	DOB FILING SET

Number:	Date:	Revision:
---------	-------	-----------

Project:
City View Tower at Court Square
23-15 44th Drive
Long Island City, NY 11101

Client:
Cityview Tower LLC
112-15 NORTHERN BLVD, CF-2
CORONA, NY 11368
(718) 321-8652

Architect:
HILL | WEST
ARCHITECTS
11 BROADWAY
17TH FLOOR
NEW YORK, NY 10004
T. 212 213 8007

Consultant:
DESIMONE CONSULTING ENGINEERS
140 Broadway 25th Floor
New York, NY 10005
(212) 532-2211
Cosentini Associates
Two Pennsylvania Plaza, 3rd FL.
New York, NY 10121
(212) 615-3600
Whitehall
11 Broadway, 17th Floor
New York, NY 10004
(212) 908-4940

DOB STAMPS & SIGNATURES:

DWG TITLE:
MECHANICAL
4TH FLOOR PLANS
LOWER LEVEL

SEAL & SIGNATURE: DATE: 01/13/2017

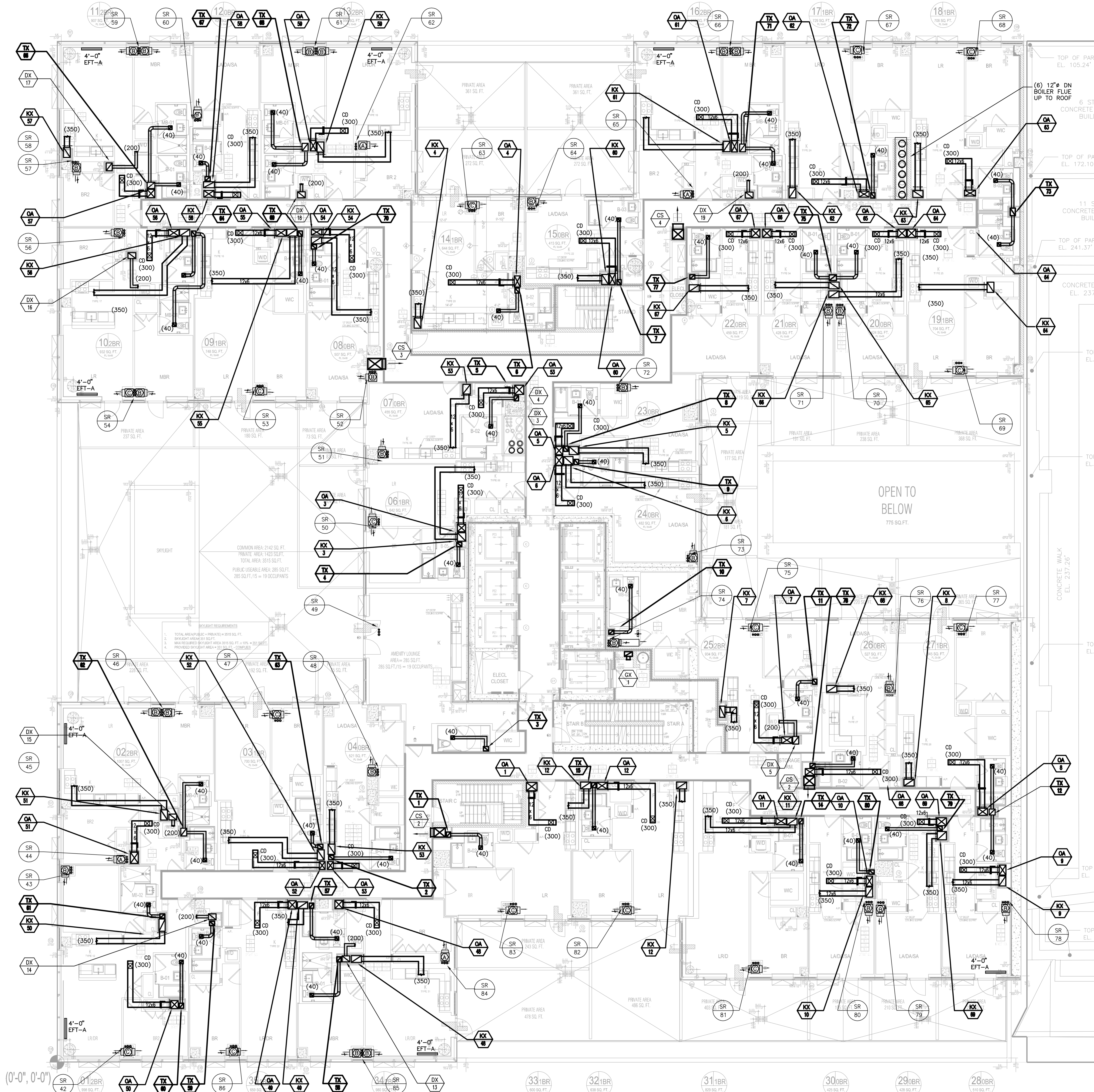
PROJECT #: 150318

SCALE: 1/8" = 1'-0"

M-104.00

DWG NO. OF 58

FILE NAME I:\50318\MECH\50318M-105 (5TH LEVEL).dwg SAVED ON 1/31/2017 4:13 PM PLOTTED ON 2/3/2017 3:05 PM PLOTTED BY TOLKACH, LYUDMILA

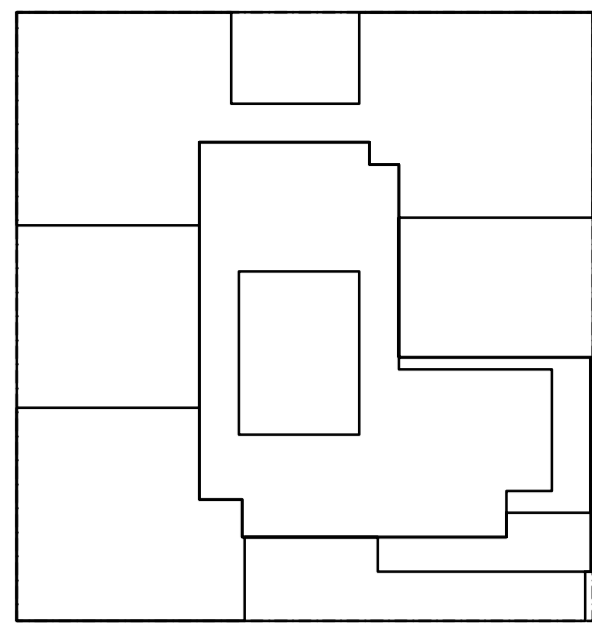


MECHANICAL 5TH FLOOR PLAN
SCALE: 3/8" = 1'-0"

TO THE BEST OF MY KNOWLEDGE, BELIEF AND PROFESSIONAL JUDGMENT, THESE PLANS AND SPECIFICATIONS ARE IN COMPLIANCE WITH THE ENERGY CONSERVATION CODE OF NEW YORK CITY 2016

* THIS PLAN APPROVED ONLY FOR WORK INDICATED ON THE APPLICATION SPECIFICATION SHEET. ALL OTHER MATTERS SHOWN ARE NOT TO BE RELIED UPON, OR TO BE CONSIDERED AS EITHER BEING APPROVED OR IN ACCORDANCE WITH APPLICABLE CODES*

Alterations or additions to this engineering document by an unlicensed person is a violation of Chapter 16, Title VIII, Article 145 § 7209.2 of the New York State Education Law.



KEY PLAN

NOTES:

NOT FOR CONSTRUCTION

02/03/2017 PROGRESS PRINT
01/25/2017 ISSUED FOR DOB
11/13/2016 FRASER PRONG SET
11/13/2016 OPEN TO FOUNDATION RD SET
10/12/2016 ISSUED FOR DOB

Number: Date: Revision:

Project:
City View Tower at Court Square
23-15 44th Drive
Long Island City, NY 11101

Client:
Cityview Tower LLC
112-15 NORTHERN BLVD, CF-2
CORONA, NY 11368
(718) 321-8652

Architect:
HILL | WEST
ARCHITECTS
11 BROADWAY
17TH FLOOR
NEW YORK, NY 10004
T. 212 213 8007

Consultant:
DESIMONE CONSULTING ENGINEERS
140 Broadway 25th Floor
New York, NY, 10005
(212) 532-2211
Cosentini Associates
Two Pennsylvania Plaza, 3rd FL.
New York, NY 10121
(212) 615-3600
Whitehall
11 Broadway, 17th Floor
New York, NY 10004
(212) 908-4940

DOB STAMPS & SIGNATURES:

DWG TITLE: **MECHANICAL
5TH FLOOR PLAN
LOWER LEVEL**

SEAL & SIGNATURE: DATE: 01/18/2017

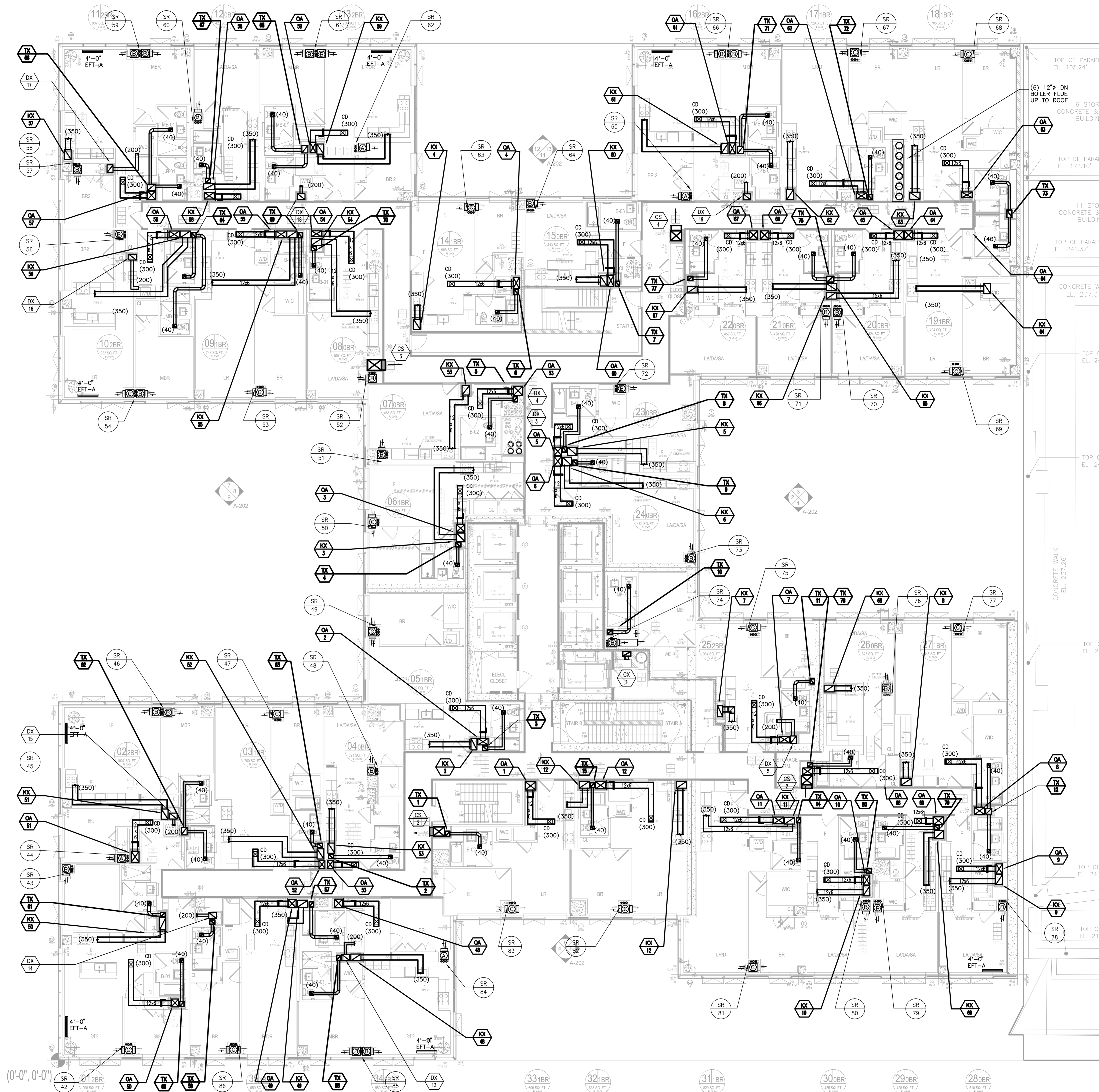
PROJECT #: 150318

SCALE: 1/8" = 1'-0"

DWG NO. **M-105.00**

X OF 58

FILE NAME: I:\50318\MECH\50318M-106 6TH LEVEL.dwg
SAVED ON: 1/31/2017 4:04 PM
PLOTTED ON: 2/3/2017 3:05 PM
PLOTTER: TOLKACH, LYUDMILA

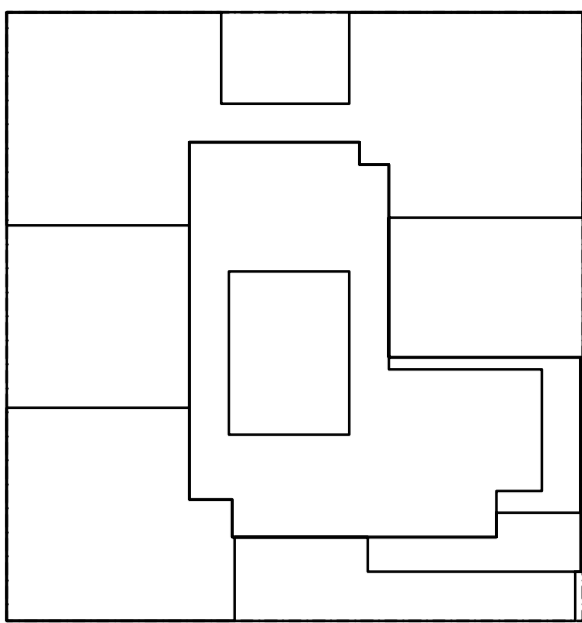


MECHANICAL 6TH FLOOR PLAN
SCALE: 3/8" = 1'-0"

TO THE BEST OF MY KNOWLEDGE, BELIEF AND PROFESSIONAL JUDGMENT, THESE PLANS AND SPECIFICATIONS ARE IN COMPLIANCE WITH THE ENERGY CONSERVATION CODE OF NEW YORK CITY 2016.

* THIS PLAN APPROVED ONLY FOR WORK INDICATED ON THE APPLICATION SPECIFICATION SHEET. ALL OTHER MATTERS SHOWN ARE NOT TO BE RELIED UPON, OR TO BE CONSIDERED AS EITHER BEING APPROVED OR IN ACCORDANCE WITH APPLICABLE CODES.

Alterations or additions to this engineering document by an unlicensed person is a violation of Chapter 16, Title VIII, Article 145 § 7209.2 of the New York State Education Law.



KEY PLAN

NOTES:

NOT FOR CONSTRUCTION

02/03/2017 PROGRESS PRINT
01/25/2017 ISSUED FOR DOB
11/17/2016 FRASER PRONG SET
11/17/2016 UPR CONSTRUCTION RD SET
10/12/2016 ISSUED FOR DOB

Number: Date: Revision:

Project:
City View Tower at Court Square
23-15 44th Drive
Long Island City, NY 11101

Client:
Cityview Tower LLC
112-15 NORTHERN BLVD, CF-2
CORONA, NY 11368
(718) 321-8652

Architect:
HILL | WEST
ARCHITECTS
11 BROADWAY
17TH FLOOR
NEW YORK, NY 10004
T. 212 213 8007

Consultant:
DESIMONE CONSULTING ENGINEERS
140 Broadway 25th Floor
New York, NY, 10005
(212) 532-2211
Cosentini Associates
Two Pennsylvania Plaza, 3rd FL.
New York, NY 10121
(212) 615-3600
Whitehall
11 Broadway, 17th Floor
New York, NY 10004
(212) 908-4940

DOB STAMPS & SIGNATURES:

DWG TITLE:
MECHANICAL
6TH FLOOR PLAN
LOWER LEVEL

SEAL & SIGNATURE: DATE: 01/25/2017

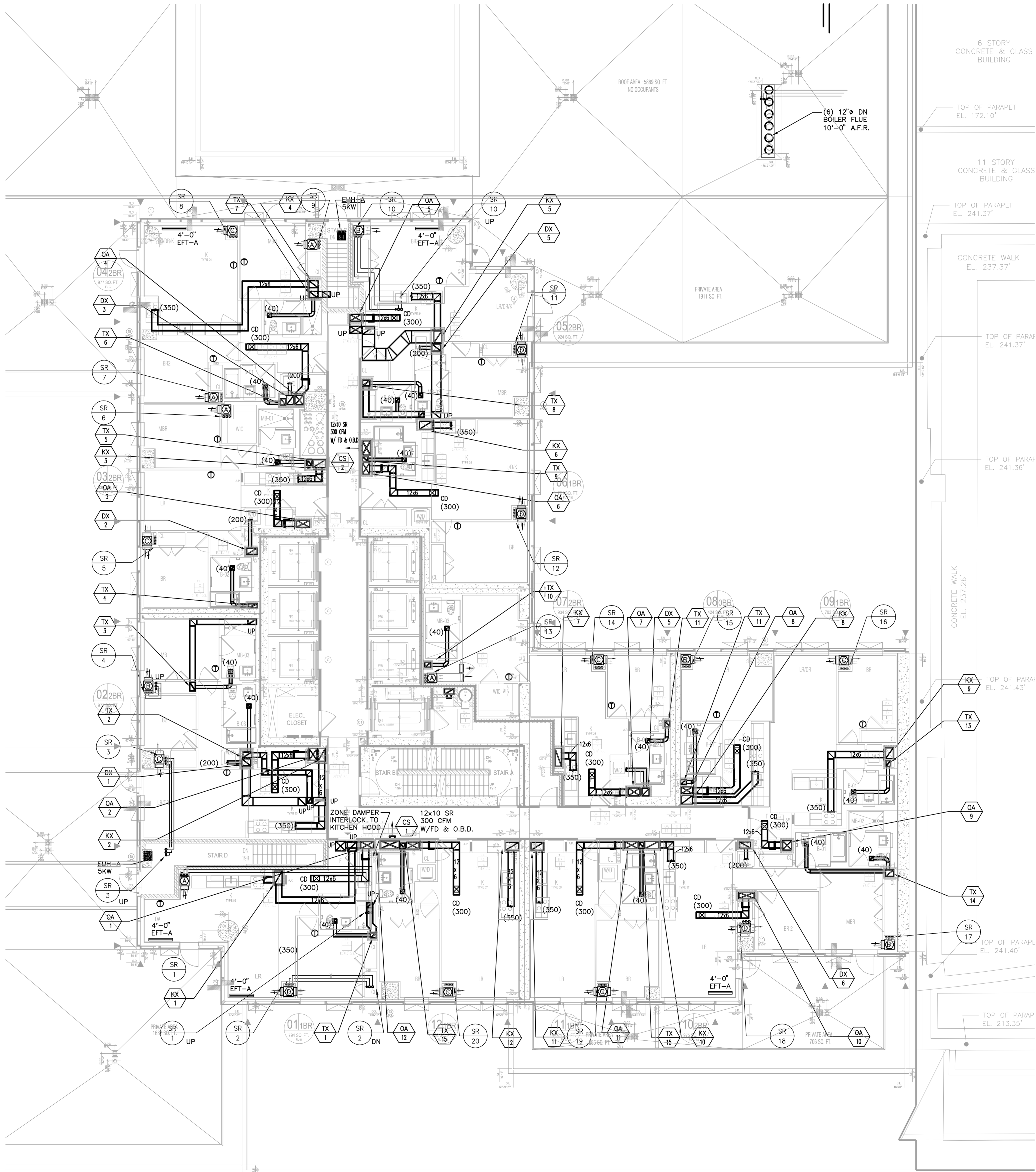
PROJECT #: 150318

SCALE: 1/8" = 1'-0"

DWG NO. M-106.00

X OF 58

FILE NAME I:\150318\MECH\150318M-107 07TH LEVEL.dwg SAVED ON 1/31/2017 4:12 PM PLOTTED ON 2/3/2017 3:05 PM PLOTTED BY TOLKACH, LYUDMILA

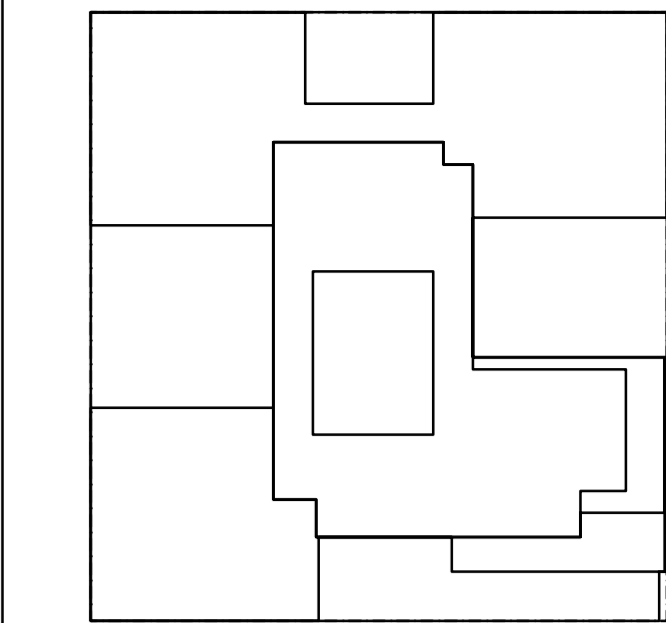


MECHANICAL 7TH FLOOR PLAN
SCALE: 1/8" = 1'-0"

TO THE BEST OF MY KNOWLEDGE, BELIEF AND PROFESSIONAL JUDGMENT, THESE PLANS AND SPECIFICATIONS ARE IN COMPLIANCE WITH THE ENERGY CONSERVATION CODE OF NEW YORK CITY 2016

THIS PLAN APPROVED ONLY FOR WORK INDICATED ON THE APPLICATION SPECIFICATION SHEET. ALL OTHER MATTERS SHOWN ARE NOT TO BE RELIED UPON, OR TO BE CONSIDERED AS EITHER BEING APPROVED OR IN ACCORDANCE WITH APPLICABLE CODES

Alterations or additions to this engineering document by an unlicensed person is a violation of Chapter 16, Title VIII, Article 145 § 7209.2 of the New York State Education Law.



KEY PLAN

NOTES:

NOT FOR CONSTRUCTION

02/03/2017 PROGRESS PRINT
01/25/2017 ISSUED FOR DOB
11/13/2016 FACILE PRIMA SET
11/11/2014 100% DEVELOPMENTAL RD SET
10/12/2014 ISSUED FOR DOB
02/05/2014 DOB FILING SET

Number: Date: Revision:

Project:
City View Tower at Court Square
23-15 44th Drive
Long Island City, NY 11101

Client:
Cityview Tower LLC
112-15 NORTHERN BLVD, CF-2
CORONA, NY 11368
(718) 321-8652

Architect:
HILL | WEST
ARCHITECTS
11 BROADWAY
17TH FLOOR
NEW YORK, NY 10004
T. 212 213 8007

Consultant:
DESIMONE CONSULTING ENGINEERS
140 Broadway 25th Floor
New York, NY, 10005
(212) 532-2211
Cosentini Associates
Two Pennsylvania Plaza, 3rd FL,
New York, NY 10121
(212) 615-3600
Whitehall
11 Broadway, 17th Floor
New York, NY 10004
(212) 908-4940

DOB STAMPS & SIGNATURES:

DWG TITLE: MECHANICAL
7TH FLOOR PLAN
LOWER LEVEL

SEAL & SIGNATURE: DATE: 01/18/2017

PROJECT #: 150318

SCALE: 1/8" = 1'-0"

M-107.00

DWG NO. X OF 58



NOTES:

NOT	FOR	CONSTRUCTION
-----	-----	--------------

02/03/2017	PROGRESS PRINT
01/25/2017	ISSUED FOR DOB
11/17/2016	FACADE PRICING SET
11/11/2016	100% DD FOUNDATION END SET
10/12/2016	ISSUED FOR DOB
02/05/2016	DOB FILING SET

Ver.	Date:	Revision:
------	-------	-----------

object:

**City View Tower at
Court Square**
23-15 44th Drive
Long Island City, NY 11101

Cityview Tower LLC
112-15 NORTHERN BLVD, CF-2
CORONA, NY 11368
(718) 321-8652

HILL | WEST
ARCHITECTS
11 BROADWAY
17TH FLOOR
NEW YORK, NY 10004
T. 212 213 8007

consultant:

RESIMONE CONSULTING ENGINEERS
10 Broadway, 25th Floor
New York, NY, 10005
(2) 532-2211

rosentini Associates
Two Pennsylvania Plaza, 3rd FL,
New York, NY 10121
(2) 615-3600

Whitehall
Broadway, 17th Floor
New York, NY 10004
(2) 908-4940

STAMPS & SIGNATURES:

TITLE: MECHANICAL
8TH - 19TH FLOOR PLAN
LOWER LEVEL

& SIGNATURE: _____ DATE: 01/18/2017

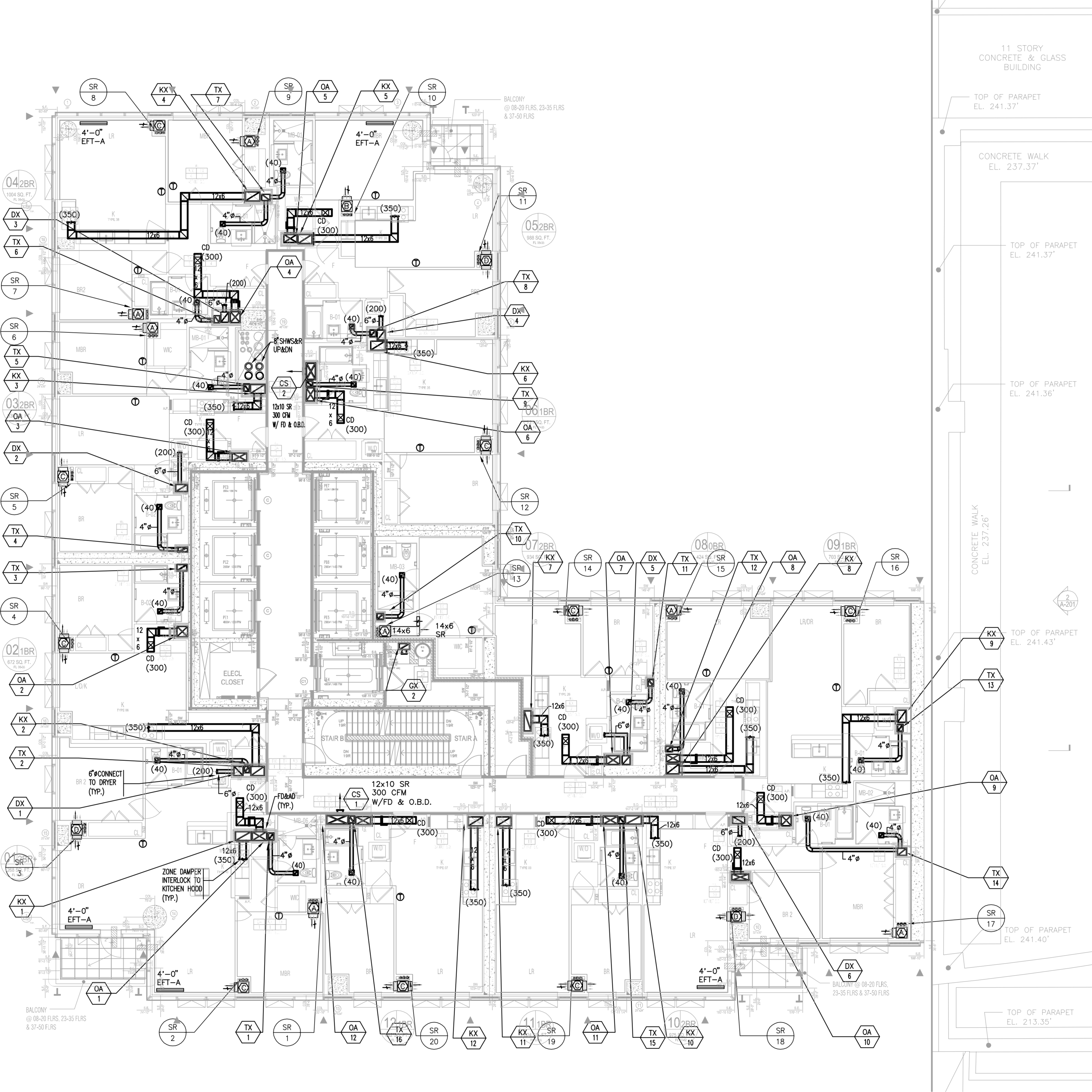
PROJECT #: 150318

SCALE: $1/8" = 1'-0"$

M 108 00

MI-108.00

DWG NO. _____ x DE 58



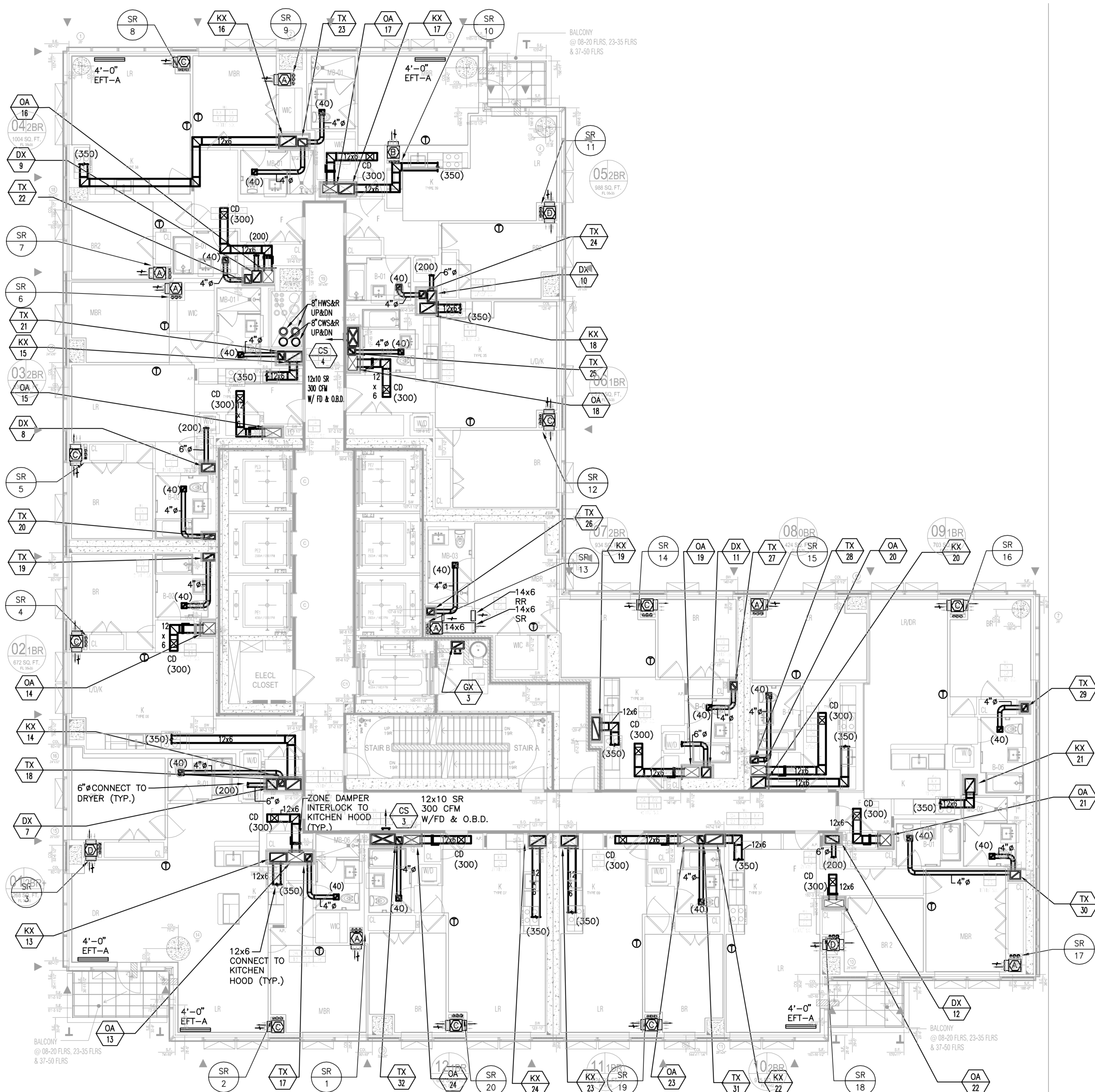
MECHANICAL 8TH - 19TH FLOOR PLAN
SCALE: $\frac{1}{8}" = 1'-0"$

TO THE BEST OF MY KNOWLEDGE, BELIEF AND PROFESSIONAL JUDGEMENT, THESE PLANS AND SPECIFICATIONS ARE IN COMPLIANCE WITH THE ENERGY CONSERVATION CODE OF NEW YORK CITY 2016

* THIS PLAN APPROVED ONLY FOR WORK INDICATED ON THE APPLICATION SPECIFICATION SHEET. ALL OTHER MATTERS SHOWN ARE NOT TO BE RELIED UPON, OR TO BE CONSIDERED AS EITHER BEING APPROVED OR IN ACCORDANCE WITH APPLICABLE CODES*

Alterations or additions to this engineering document by an unlicensed person is a violation of Chapter 16, Title VIII, Article 145 § 7209.2 of the New York State Education Law.

FILE NAME: I:\150318\MECH\150318M-109 (20TH-34TH FLOOR) 2017 3:07 PM PLOTTED ON 2/3/2017 3:07 PM PLOTTED BY: TOLKACH, LYUDMILA



MECHANICAL 20TH-34TH FLOOR PLAN
SCALE: 3/8" = 1'-0"



NOTES:

NOT FOR CONSTRUCTION

02/03/2017	PROGRESS PRINT
01/25/2017	ISSUED FOR DOB
11/12/2016	PACKAGE PRELIM SET
11/11/2016	100% DEVELOPMENTAL RFI SET
10/12/2016	ISSUED FOR DOB
02/05/2016	DOB FILING SET

Number:	Date:	Revision:
---------	-------	-----------

Project:
City View Tower at Court Square
23-15 44th Drive
Long Island City, NY 11101

Client:
Cityview Tower LLC
112-15 NORTHERN BLVD, CF-2
CORONA, NY 11368
(718) 321-8652

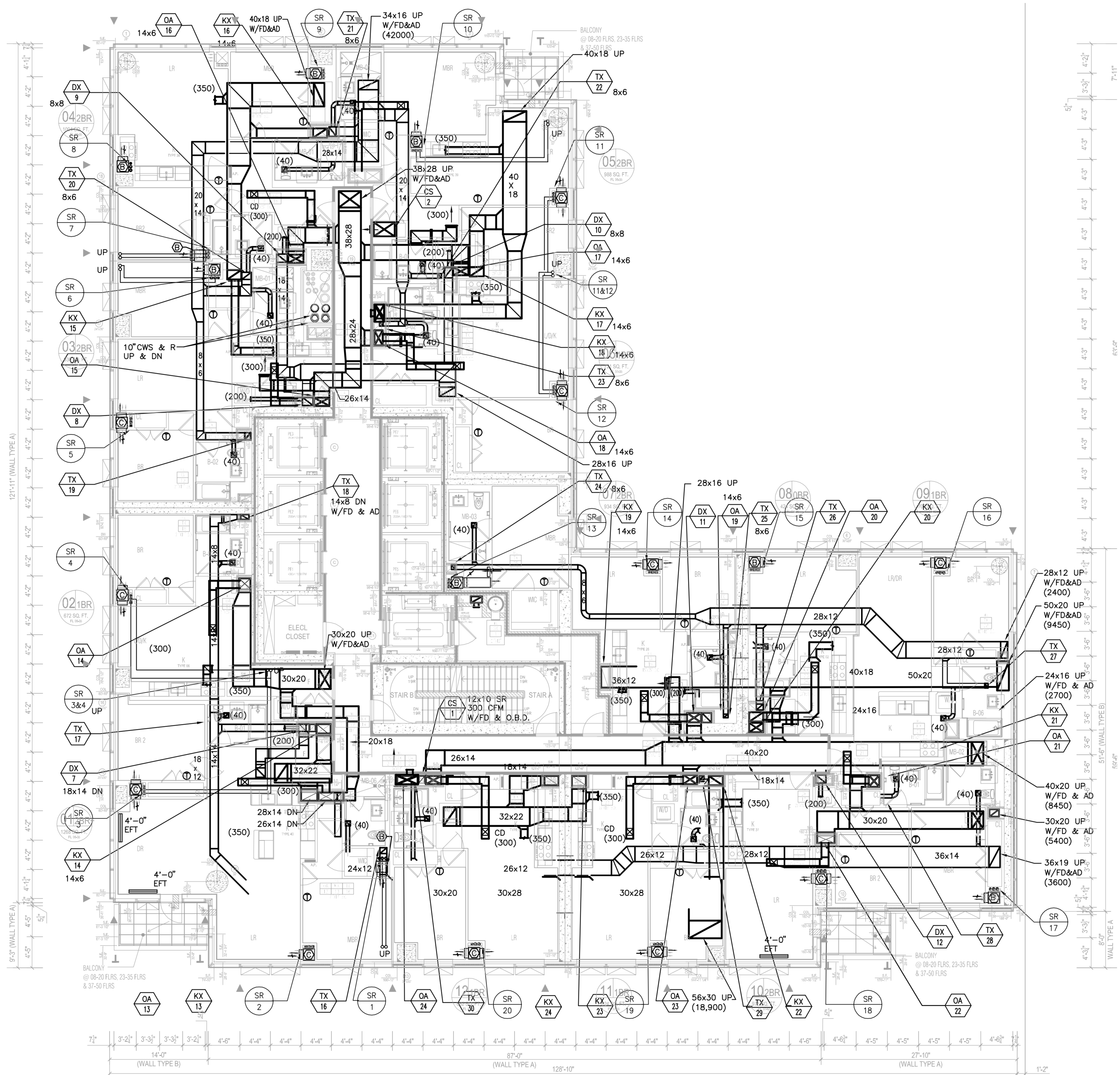
Architect:
HILL | WEST
ARCHITECTS
11 BROADWAY
17TH FLOOR
NEW YORK, NY 10004
T. 212 213 8007

Consultant:
DESIMONE CONSULTING ENGINEERS
140 Broadway 25th Floor
New York, NY, 10005
(212) 532-2211
Cosentini Associates
Two Pennsylvania Plaza, 3rd FL,
New York, NY 10121
(212) 615-3600
Whitehall
11 Broadway, 17th Floor
New York, NY 10004
(212) 908-4940

DOB STAMPS & SIGNATURES:

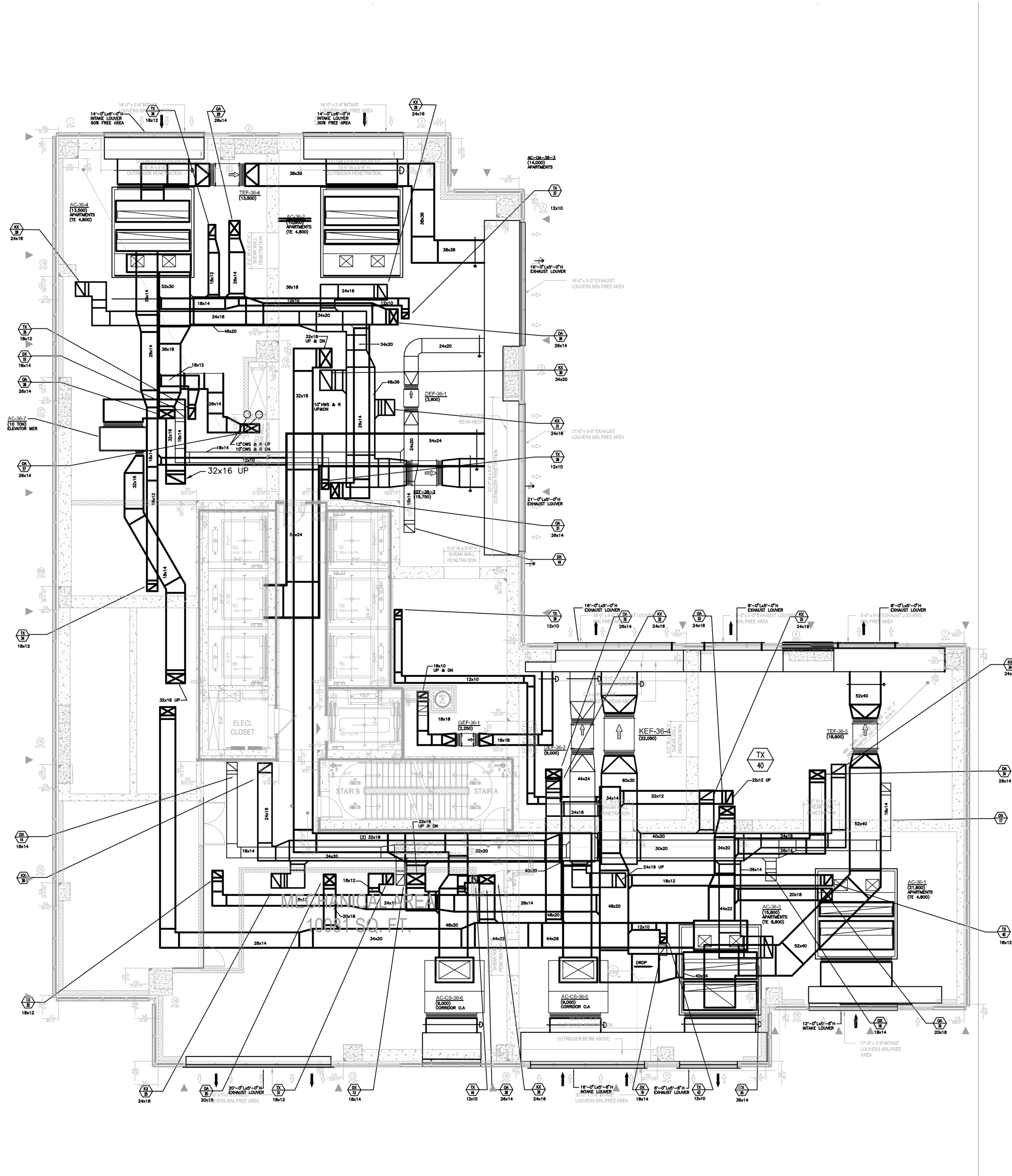
DWG TITLE:
MECHANICAL
20TH-34TH FLOOR PLAN
LOWER LEVEL

FILE NAME: I:\150318\MECH\150318M-110_035TH LEVEL.dwg, SAVED ON: 1/31/2017 3:36 PM, PLOTTED ON: 2/3/2017 3:08 PM, PLOTTED BY: TOLKACH, LYUDMILA



MECHANICAL 35TH FLOOR PLAN
SCALE: 3/8" = 1'-0"

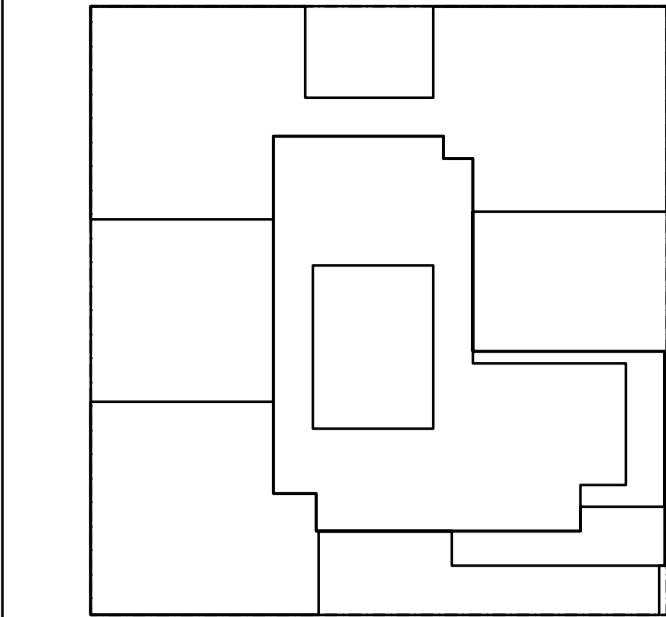
FILE NAME I:\50318\MECH\50318M-111 36TH FL. MECH.dwg SAVED ON 2/1/2017 3:07 PM PLOTTED ON 2/2/2017 3:08 PM PLOTTED BY TOLKACH, LYUDMILA



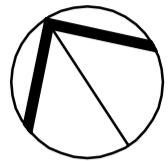
MECHANICAL 36TH LEVEL FLOOR PLAN
SCALE: 3/4" = 1'-0"

TO THE BEST OF MY KNOWLEDGE, BELIEF AND PROFESSIONAL JUDGMENT, THESE PLANS AND SPECIFICATIONS ARE IN COMPLIANCE WITH THE ENERGY CONSERVATION CODE OF NEW YORK CITY 2016

THIS PLAN APPROVED ONLY FOR WORK INDICATED ON THE APPLICATION SPECIFICATION SHEET. ALL OTHER MATTERS SHOWN ARE NOT TO BE RELIED UPON, OR TO BE CONSIDERED AS EITHER BEING APPROVED OR IN ACCORDANCE WITH APPLICABLE CODES



KEY PLAN



NOTES:

NOT FOR CONSTRUCTION

02/02/2017	PROGRESS PRINT
01/25/2017	ISSUED FOR DOB
11/17/2016	PACKAGE PROLOG SET
11/17/2016	100% DEVELOPMENT RD SET
10/12/2016	ISSUED FOR DOB
02/05/2016	DOB FILING SET

Number: Date: Revision:

Project:
City View Tower at Court Square
23-15 44th Drive
Long Island City, NY 11101

Client:
Cityview Tower LLC
112-15 NORTHERN BLVD, CF-2
CORONA, NY 11368
(718) 321-8652

Architect:
HILL | WEST
ARCHITECTS
11 BROADWAY
17TH FLOOR
NEW YORK, NY 10004
T. 212 213 8007

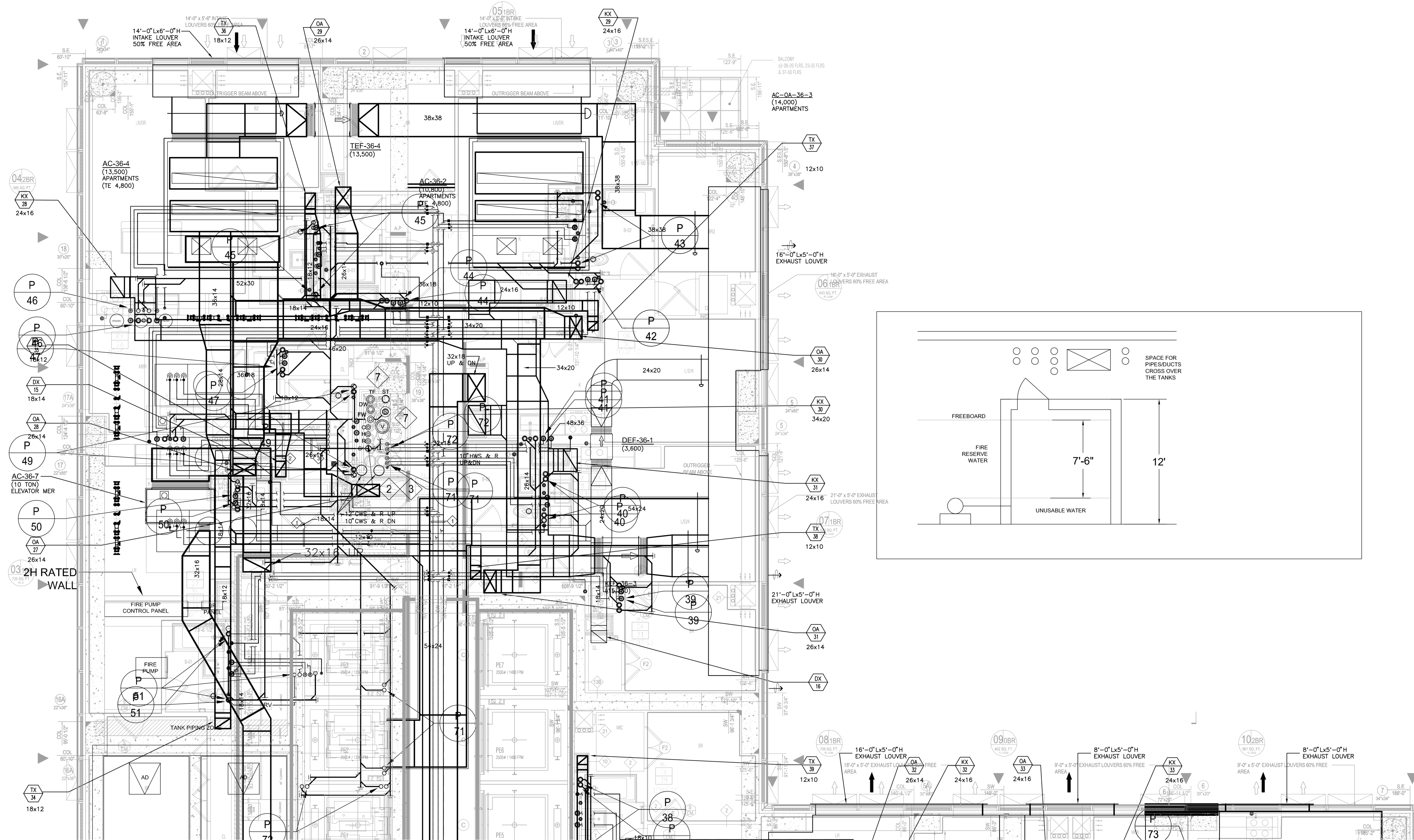
Consultant:
DESIMONE CONSULTING ENGINEERS
140 Broadway 25th Floor
New York, NY, 10005
(212) 532-2211
Cosentini Associates
Two Pennsylvania Plaza, 3rd FL,
New York, NY 10121
(212) 615-3600
Whitehall
11 Broadway, 17th Floor
New York, NY 10004
(212) 908-4940

DOB STAMPS & SIGNATURES:

DWG TITLE: **MECHANICAL**
36TH FLOOR PLAN
MER

SEAL & SIGNATURE: DATE: 01/18/2017
PROJECT #: 150318
SCALE: 1/4" = 1'-0"
M-111.00
DWG NO. OF 58

FILE NAME: I:\50318\MECH\50318M-111A (36TH FL. MECH).dwg SAVED ON 2/1/2017 3:14 PM PLOTTED ON 2/3/2017 3:09 PM PLOTTED BY: TOLKACH, LYUDMILA

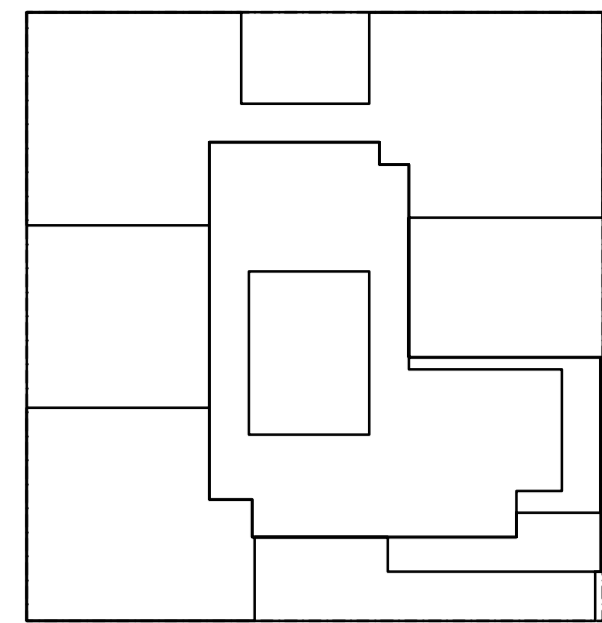


MECHANICAL 36TH LEVEL FLOOR PART PLAN
SCALE: 1/4" = 1'-0"

TO THE BEST OF MY KNOWLEDGE, BELIEF AND PROFESSIONAL JUDGMENT, THESE PLANS AND SPECIFICATIONS ARE IN COMPLIANCE WITH THE ENERGY CONSERVATION CODE OF NEW YORK CITY 2016

THIS PLAN APPROVED ONLY FOR WORK INDICATED ON THE APPLICATION SPECIFICATION SHEET. ALL OTHER MATTERS SHOWN ARE NOT TO BE RELIED UPON, OR TO BE CONSIDERED AS EITHER BEING APPROVED OR IN ACCORDANCE WITH APPLICABLE CODES

Alterations or additions to this engineering document by an unlicensed person is a violation of Chapter 16, Title VIII, Article 145 § 7209.2 of the New York State Education Law.



KEY PLAN

NOTES:

NOT FOR CONSTRUCTION

02/03/2017 PROGRESS PRINT
01/25/2017 ISSUED FOR DOB
11/10/2016 FACILE PRIMA SET
11/11/2016 100% FUNDAMENTAL RDT SET
10/12/2016 ISSUED FOR DOB
02/05/2016 DOB FILING SET

Number: Date: Revision:

Project:
City View Tower at Court Square
23-15 44th Drive
Long Island City, NY 11101

Client:
Cityview Tower LLC
112-15 NORTHERN BLVD, CF-2
CORONA, NY 11368
(718) 321-8652

Architect:
HILL | WEST
ARCHITECTS
11 BROADWAY
17TH FLOOR
NEW YORK, NY 10004
T. 212 213 8007

Consultant:
DESIMONE CONSULTING ENGINEERS
140 Broadway 25th Floor
New York, NY, 10005
(212) 532-2211
Cosentini Associates
Two Pennsylvania Plaza, 3rd FL,
New York, NY 10121
(212) 615-3600
Whitehall
11 Broadway, 17th Floor
New York, NY 10004
(212) 908-4940

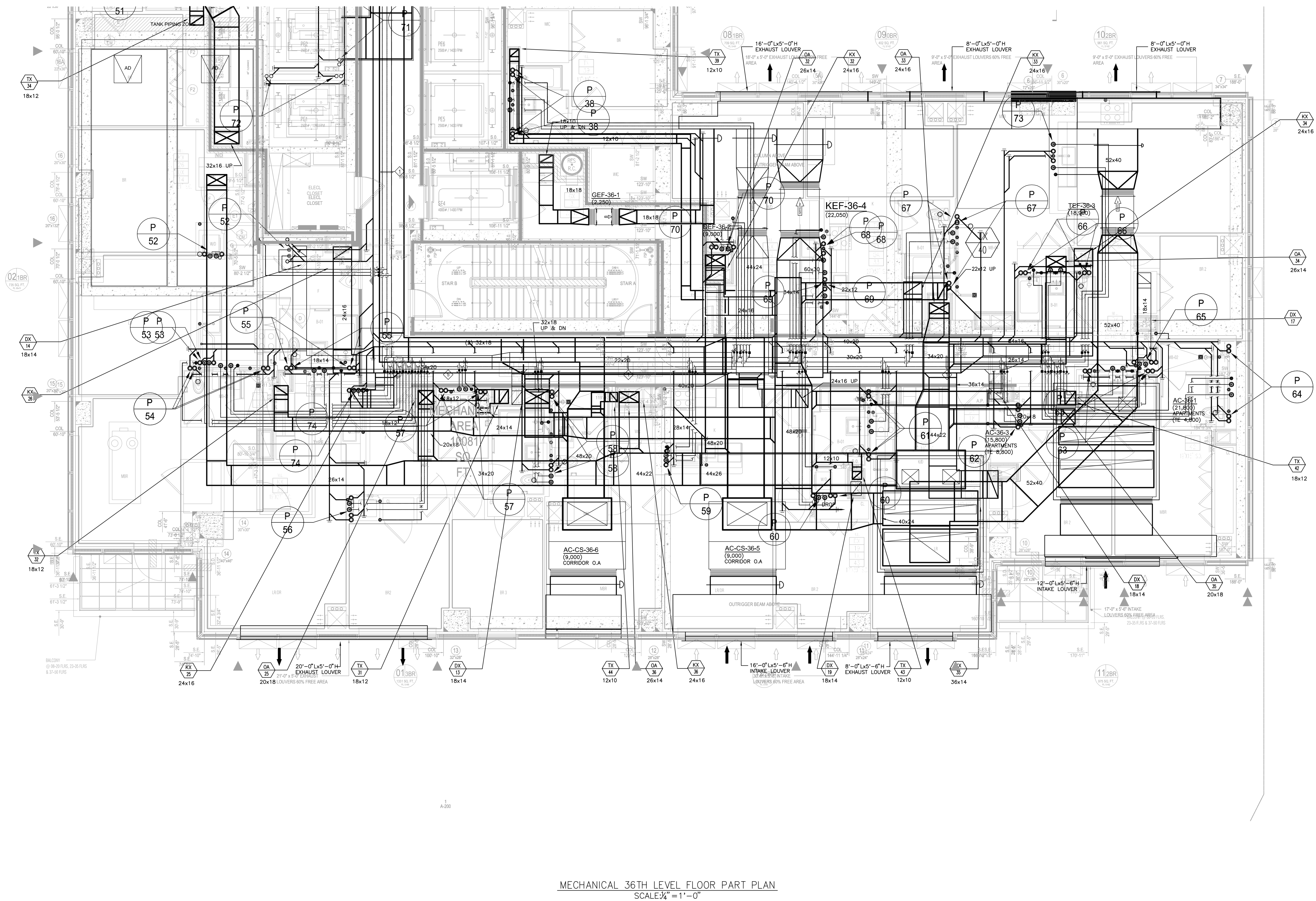
DOB STAMPS & SIGNATURES:

DWG TITLE:
MECHANICAL
36TH FLOOR PART PLAN
MER

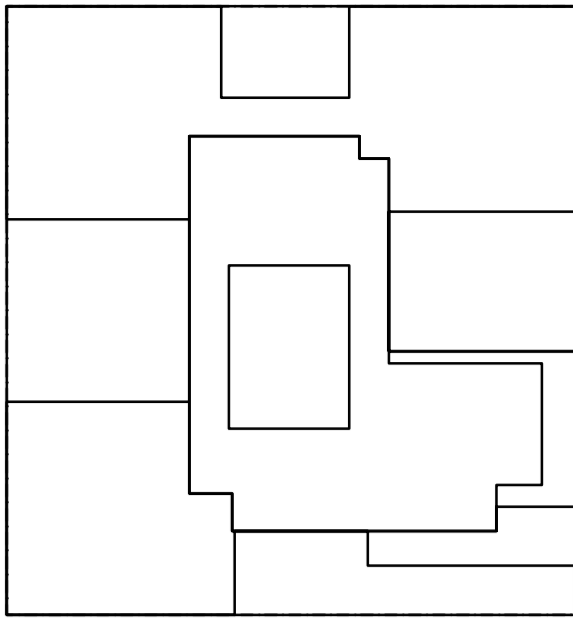
SEAL & SIGNATURE: DATE: 01/18/2017
PROJECT #: 150318
SCALE: 1/4" = 1'-0"

M-111A.00
DWG NO. OF 58

FILE NAME: I:\50318\MECH\50318M-111B (36TH FL. MECH)2.dwg, SAVED ON: 2/2/2017 3:11 PM, PLOTTED ON: 2/2/2017 3:11 PM, PLOTTED BY: TOLKACH, LYUDMILA



MECHANICAL 36TH LEVEL FLOOR PART PLAN
SCALE: 1/4" = 1'-0"



KEY PLAN

NOTES:

NOT FOR CONSTRUCTION

02/02/2017
01/25/2017
11/12/2016
11/12/2016
10/12/2016

Number: Date: Revision:

Project:
City View Tower at Court Square
23-15 44th Drive
Long Island City, NY 11101

Client:
Cityview Tower LLC
112-15 NORTHERN BLVD, CF-2
CORONA, NY 11368
(718) 321-8652

Architect:
HILL | WEST
ARCHITECTS
11 BROADWAY
17TH FLOOR
NEW YORK, NY 10004
T. 212 213 8007

Consultant:
DESIMONE CONSULTING ENGINEERS
140 Broadway 25th Floor
New York, NY, 10005
(212) 532-2211
Cosentini Associates
Two Pennsylvania Plaza, 3rd FL,
New York, NY 10121
(212) 615-3600
Whitehall
11 Broadway, 17th Floor
New York, NY 10004
(212) 908-4940

DOB STAMPS & SIGNATURES:

DWG TITLE:
MECHANICAL
36TH FLOOR PART PLAN
MER

SEAL & SIGNATURE:



DATE: 01/28/2017

PROJECT #: 150318

SCALE: 1/4" = 1'-0"

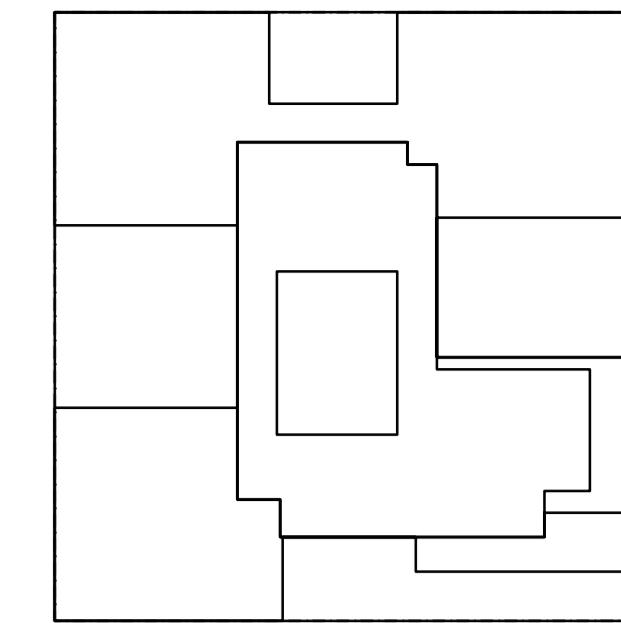
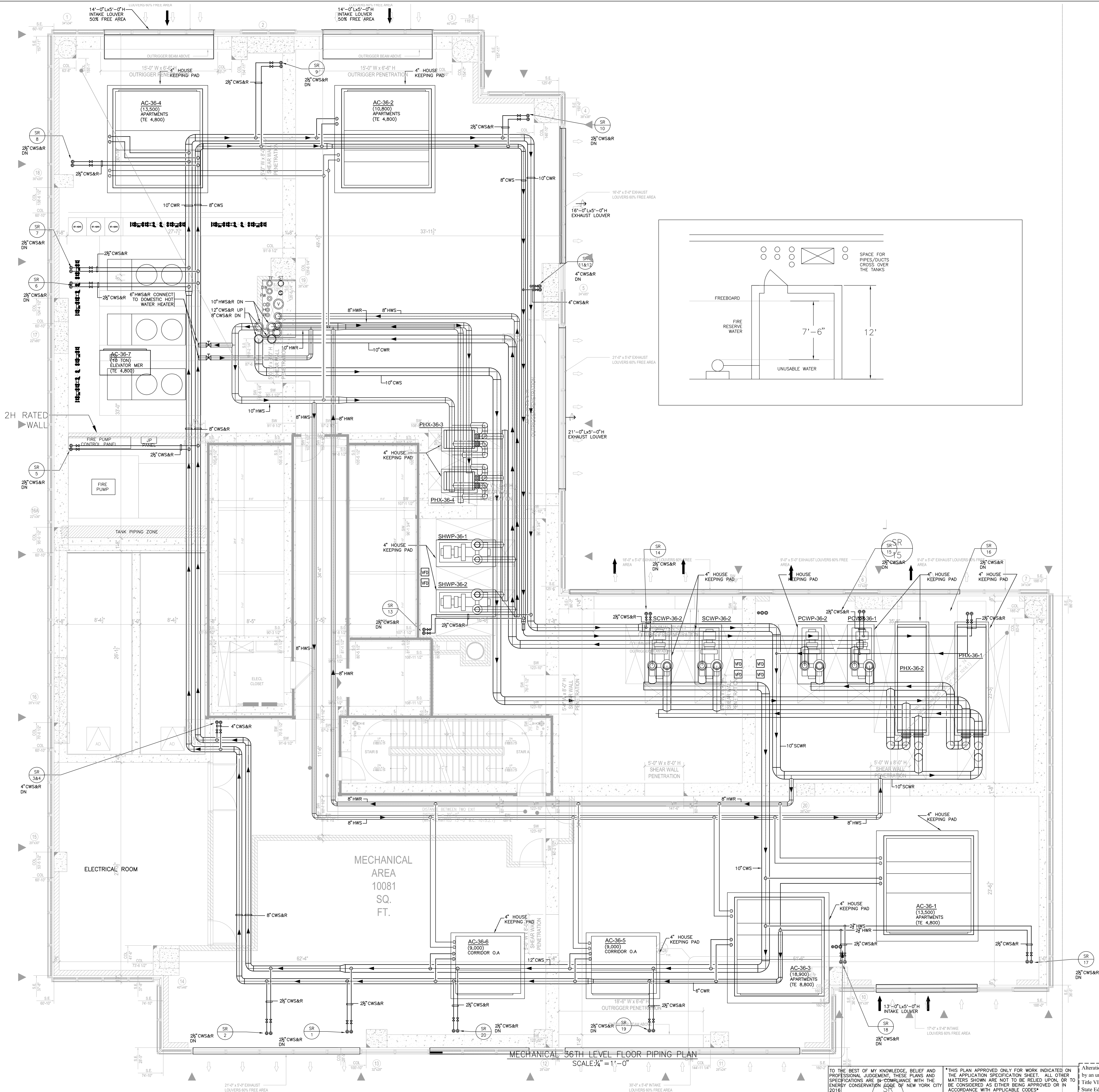
M-111B.00
DWG NO.

TO THE BEST OF MY KNOWLEDGE, BELIEF AND PROFESSIONAL JUDGMENT, THESE PLANS AND SPECIFICATIONS ARE IN COMPLIANCE WITH THE ENERGY CONSERVATION CODE OF NEW YORK CITY 2016

THIS PLAN APPROVED ONLY FOR WORK INDICATED ON THE APPLICATION SPECIFICATION SHEET. ALL OTHER MATTERS SHOWN ARE NOT TO BE RELIED UPON, OR TO BE CONSIDERED AS EITHER BEING APPROVED OR IN ACCORDANCE WITH APPLICABLE CODES

Alterations or additions to this engineering document by an unlicensed person is a violation of Chapter 16, Title VIII, Article 145 § 7209.2 of the New York State Education Law.

FILE NAME I:\50318\MECH\50318M-111P (36TH FL MECH)dwg SAVED ON 2/1/2017 3:21 PM PLOTTED ON 2/3/2017 3:01 PM PLOTTED BY TOLKACH, LYUDMILA



KEY PLAN

NOTES:

NOT FOR CONSTRUCTION

02/01/2017 PROGRESS PRINT
01/25/2017 ISSUED FOR DOB
01/25/2017 FRACILE PRINTING SET
11/11/2016 URS TO FOUNDATION RD SET
10/12/2016 ISSUED FOR DOB

Number: Date: Revision:

Project:
City View Tower at Court Square
23-15 44th Drive
Long Island City, NY 11101

Client:
Cityview Tower LLC
112-15 NORTHERN BLVD, CF-2
CORONA, NY 11368
(718) 321-8652

Architect:
HILL | WEST
ARCHITECTS
11 BROADWAY
17TH FLOOR
NEW YORK, NY 10004
T. 212 213 8007

Consultant:
DESIMONE CONSULTING ENGINEERS
140 Broadway 25th Floor
New York, NY, 10005
(212) 532-2211
Cosentini Associates
Two Pennsylvania Plaza, 3rd FL,
New York, NY 10121
(212) 615-3600
Whitehall
11 Broadway, 17th Floor
New York, NY 10004
(212) 908-4940

DOB STAMPS & SIGNATURES:

DWG TITLE: MECHANICAL 36TH FLOOR PLAN PIPING

SEAL & SIGNATURE: DATE: 01/25/2017

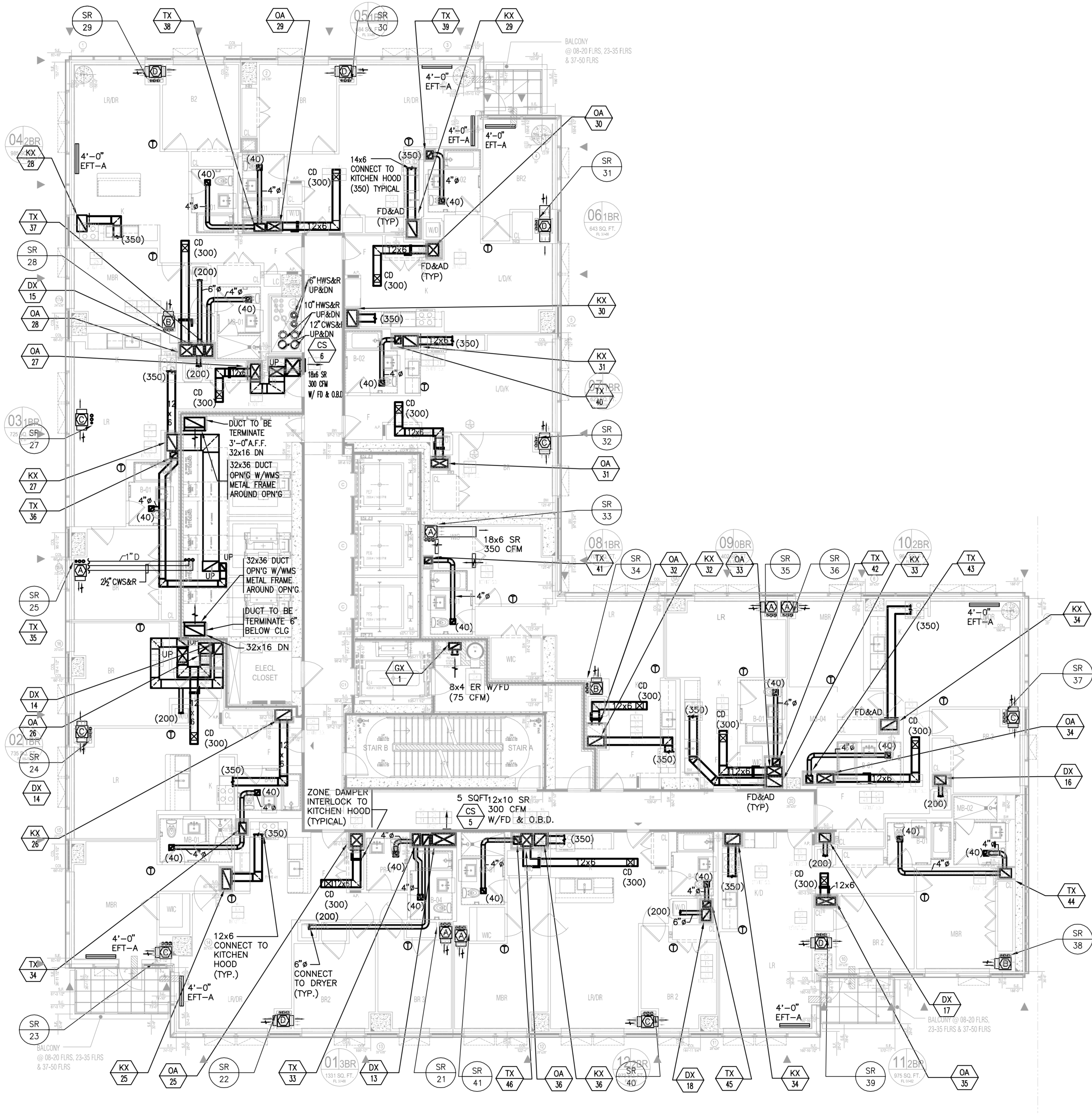
PROJECT #: 150318

SCALE: 1/4"=1'-0"

DWG NO. M-111P.00

OF 08

FILE NAME I:\50318\MECH\50318M-112 (37TH LEVEL).dwg SAVED ON 2/2/2017 4:00 PM PLOTTED ON 2/3/2017 3:11 PM PLOTTED BY TOLKACH, LYUDMILA

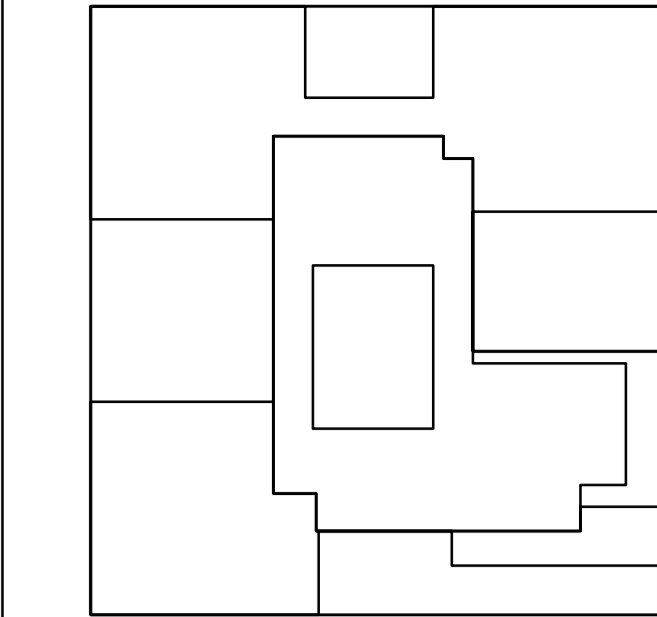


MECHANICAL 37TH FLOOR PLAN
SCALE: 3/8" = 1'-0"

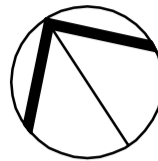
TO THE BEST OF MY KNOWLEDGE, BELIEF AND PROFESSIONAL JUDGMENT, THESE PLANS AND SPECIFICATIONS ARE IN COMPLIANCE WITH THE ENERGY CONSERVATION CODE OF NEW YORK CITY 2016

THIS PLAN APPROVED ONLY FOR WORK INDICATED ON THE APPLICATION SPECIFICATION SHEET. ALL OTHER MATTERS SHOWN ARE NOT TO BE RELIED UPON, OR TO BE CONSIDERED AS EITHER BEING APPROVED OR IN ACCORDANCE WITH APPLICABLE CODES

Alterations or additions to this engineering document by an unlicensed person is a violation of Chapter 16, Title VIII, Article 145 § 7209.2 of the New York State Education Law.



KEY PLAN



NOTES:

NOT FOR CONSTRUCTION

02/03/2017
01/25/2016
11/17/2015
10/12/2014
02/05/2014

PROGRESS PRINT
ISSUED FOR DOB
FACILE PRIMA SET
100% TO FOUNDATION RD SET
ISSUED FOR DOB
DOB PLNG SET

Number: Date: Revision:

Project:
City View Tower at Court Square
23-15 44th Drive
Long Island City, NY 11101

Client:
Cityview Tower LLC
112-15 NORTHERN BLVD, CF-2
CORONA, NY 11368
(718) 321-8652

Architect:
HILL | WEST
ARCHITECTS
11 BROADWAY
17TH FLOOR
NEW YORK, NY 10004
T. 212 213 8007

Consultant:
DESIMONE CONSULTING ENGINEERS
140 Broadway 25th Floor
New York, NY, 10005
(212) 532-2211
Cosentini Associates
Two Pennsylvania Plaza, 3rd FL,
New York, NY 10121
(212) 615-3600
Whitehall
11 Broadway, 17th Floor
New York, NY 10004
(212) 908-4940

DOB STAMPS & SIGNATURES:

DWG TITLE:
MECHANICAL
37TH FLOOR PLAN
MID LEVEL

SEAL & SIGNATURE: DATE: 01/18/2017

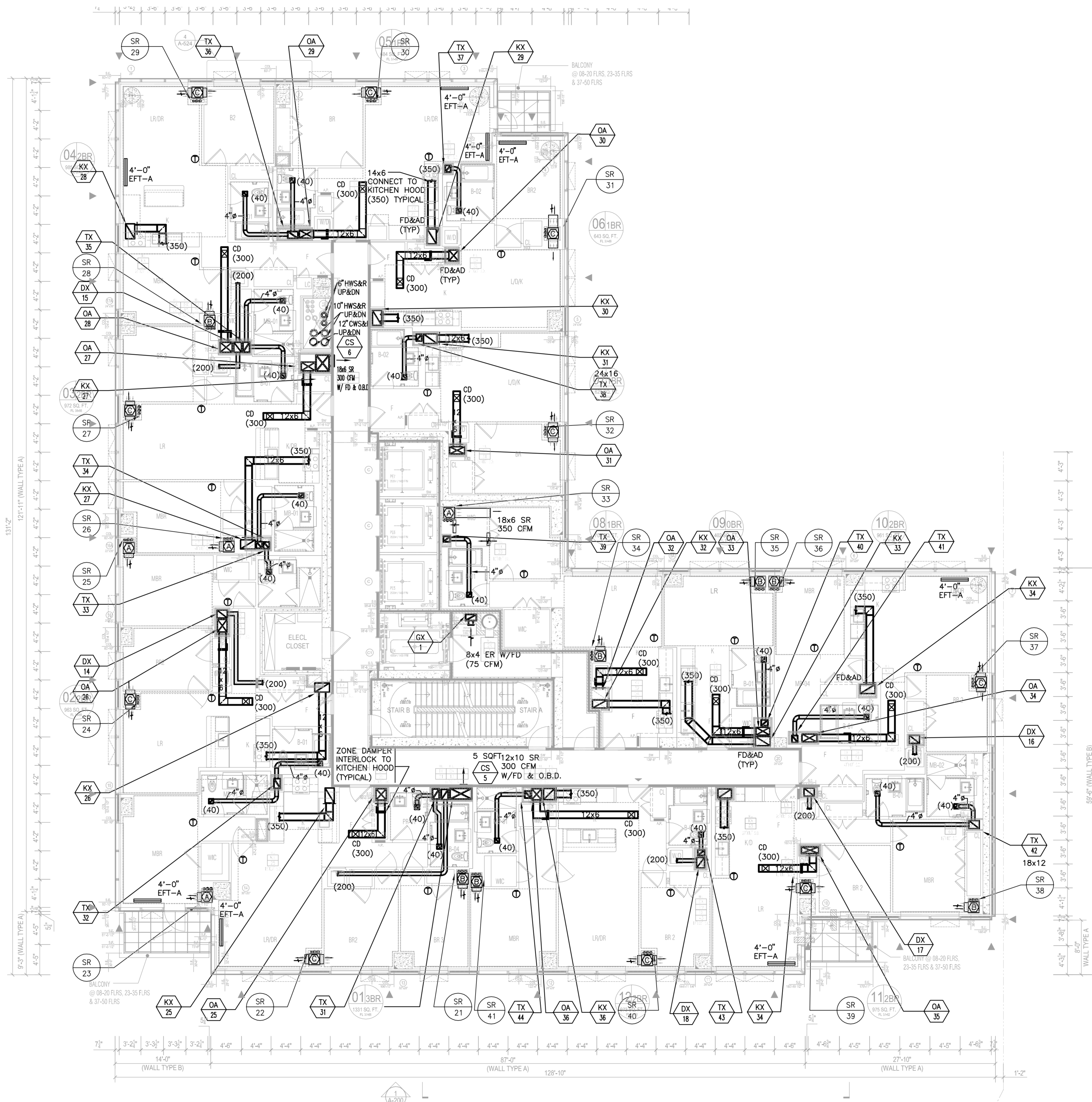
PROJECT #: 150318

SCALE: 1/8" = 1'-0"

DWG NO. **M-112.00**

OF 58

FILE NAME I:\50318\MECH\50318M-113 (38TH-50TH FL. MID LEVEL).dwg SAVED ON 2/3/2017 3:45 PM PLOTTED ON 2/3/2017 3:42 PM PLOTTED BY TOLKACH, LYUDMILA

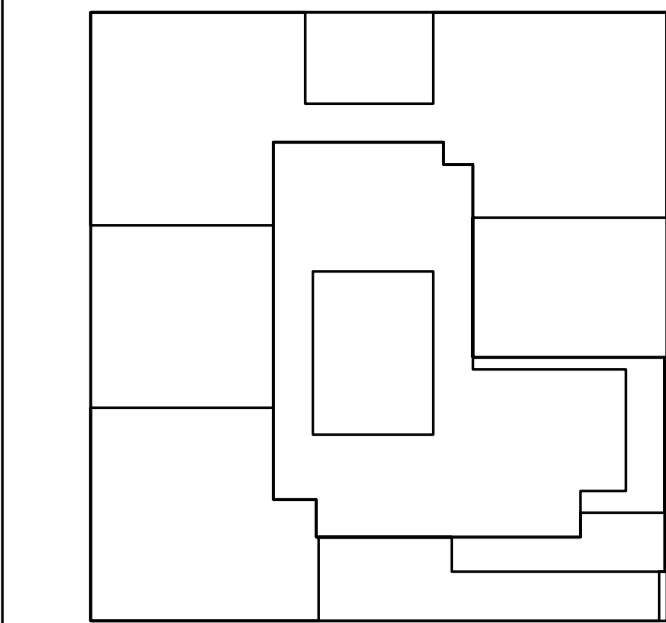


MECHANICAL 38TH-50TH FLOOR PLAN
SCALE: 3/8" = 1'-0"

TO THE BEST OF MY KNOWLEDGE, BELIEF AND PROFESSIONAL JUDGMENT, THESE PLANS AND SPECIFICATIONS ARE IN COMPLIANCE WITH THE ENERGY CONSERVATION CODE OF NEW YORK CITY 2016

THIS PLAN APPROVED ONLY FOR WORK INDICATED ON THE APPLICATION SPECIFICATION SHEET. ALL OTHER MATTERS SHOWN ARE NOT TO BE RELIED UPON, OR TO BE CONSIDERED AS EITHER BEING APPROVED OR IN ACCORDANCE WITH APPLICABLE CODES

Alterations or additions to this engineering document by an unlicensed person is a violation of Chapter 16, Title VIII, Article 145 § 7209.2 of the New York State Education Law.



KEY PLAN

NOTES:

NOT FOR CONSTRUCTION

02/03/2017	PROGRESS PRINT
01/25/2017	ISSUED FOR DOB
11/17/2016	PACKAGE PRELIM SET
11/17/2016	100% DEVELOPMENT RD SET
10/12/2016	ISSUED FOR DOB
02/05/2016	DOB FILING SET

Number: Date: Revision:

Project:
City View Tower at Court Square
23-15 44th Drive
Long Island City, NY 11101

Client:
Cityview Tower LLC
112-15 NORTHERN BLVD, CF-2
CORONA, NY 11368
(718) 321-8652

Architect:
HILL | WEST
ARCHITECTS
11 BROADWAY
17TH FLOOR
NEW YORK, NY 10004
T. 212 213 8007

Consultant:
DESIMONE CONSULTING ENGINEERS
140 Broadway 25th Floor
New York, NY, 10005
(212) 532-2211
Cosentini Associates
Two Pennsylvania Plaza, 3rd FL.
New York, NY 10121
(212) 615-3600
Whitehall
11 Broadway, 17th Floor
New York, NY 10004
(212) 908-4940

DOB STAMPS & SIGNATURES:

DWG TITLE:
MECHANICAL
38TH-50TH FLOOR PLAN
MID LEVEL

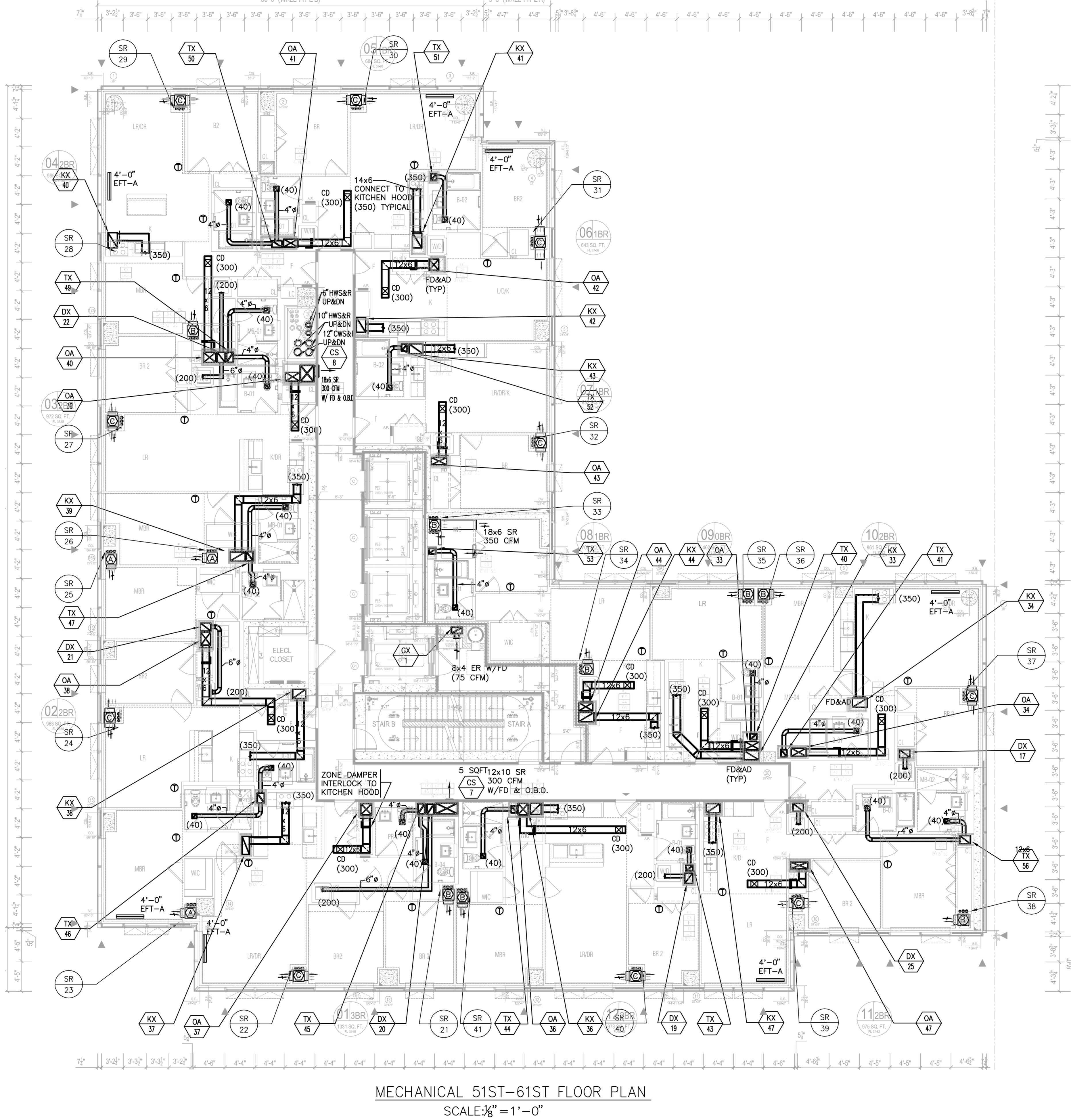
SEAL & SIGNATURE: DATE: 01/18/2017

PROJECT #: 150318

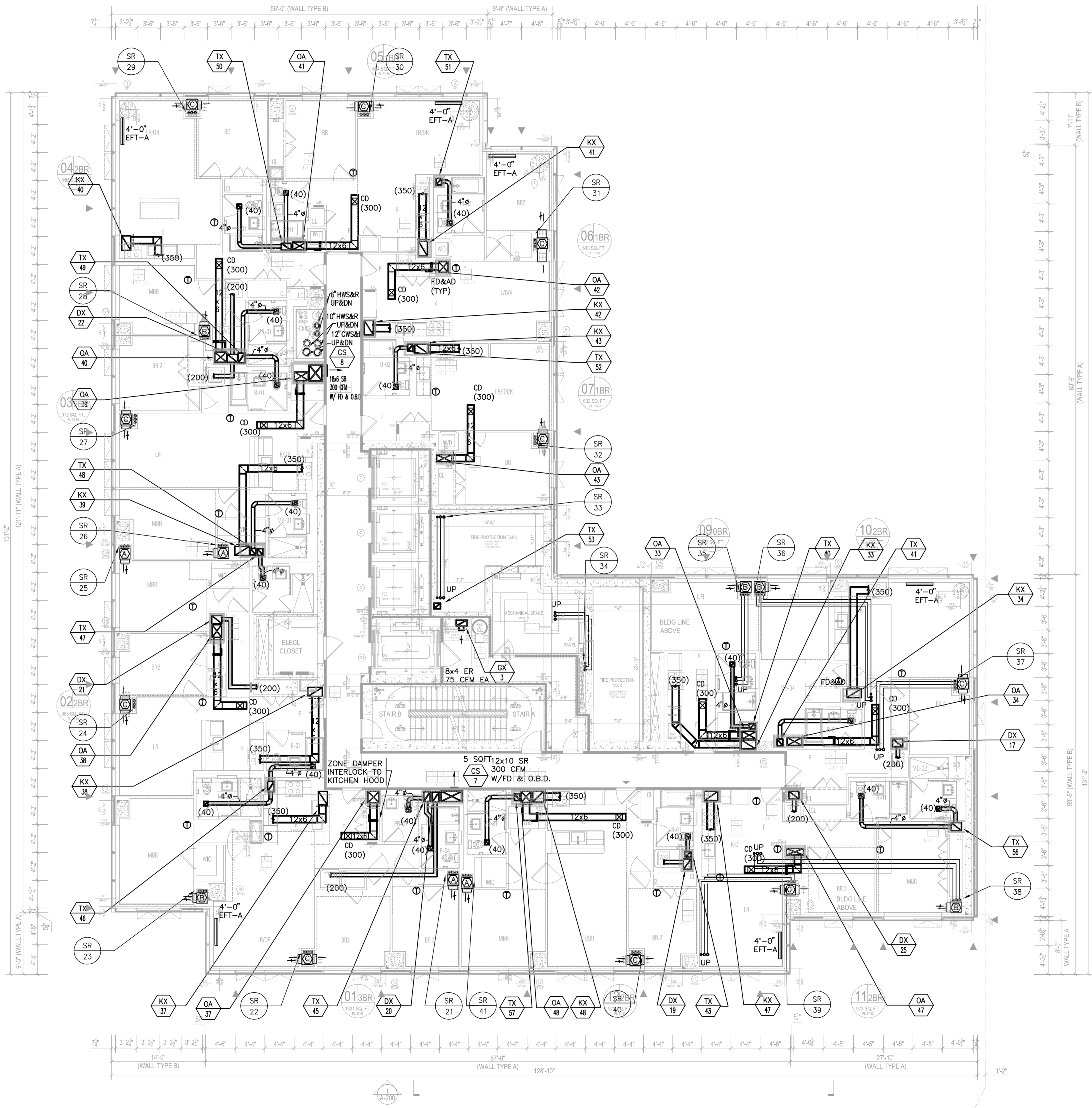
SCALE: 1/8" = 1'-0"

DWG NO. **M-113.00**

FILE NAME: I:\150318\MECH\150318M-114\51ST-61ST FL.dwg, SAVED ON 2/2/2017 5:05 PM, PLOTTED ON 2/3/2017 3:13 PM, PLOTTED BY TOLKACH, LYUDMILA



FILE NAME: I:\150318\MECH\150318M-115 (62nd FL).dwg SAVED ON: 1/31/2017 3:09 PM PLOTTED ON: 2/3/2017 3:13 PM PLOTTED BY: TOLKACH, LYUDMILA

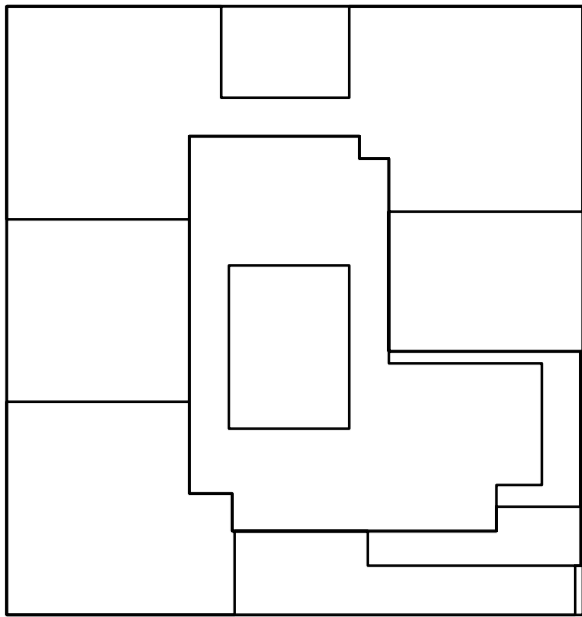


MECHANICAL 62ND FLOOR PLAN
SCALE: 3/8" = 1'-0"

TO THE BEST OF MY KNOWLEDGE, BELIEF AND PROFESSIONAL JUDGMENT, THESE PLANS AND SPECIFICATIONS ARE IN COMPLIANCE WITH THE ENERGY CONSERVATION CODE OF NEW YORK CITY 2016

THIS PLAN APPROVED ONLY FOR WORK INDICATED ON THE APPLICATION SPECIFICATION SHEET. ALL OTHER MATTERS SHOWN ARE NOT TO BE RELIED UPON, OR TO BE CONSIDERED AS EITHER BEING APPROVED OR IN ACCORDANCE WITH APPLICABLE CODES

Alterations or additions to this engineering document by an unlicensed person is a violation of Chapter 16, Title VIII, Article 145 § 7209.2 of the New York State Education Law.



KEY PLAN

NOTES:

NOT FOR CONSTRUCTION

02/03/2017	PROGRESS PRINT
01/25/2017	ISSUED FOR DOB
11/12/2016	FRACILE PRINTING SET
11/11/2016	100% COORDINATION RFI SET
10/12/2016	ISSUED FOR DOB
02/05/2016	DOB FILING SET

Number: Date: Revision:

Project:
City View Tower at Court Square
23-15 44th Drive
Long Island City, NY 11101

Client:
Cityview Tower LLC
112-15 NORTHERN BLVD, CF-2
CORONA, NY 11368
(718) 321-8652


Architect:
HILL | WEST
ARCHITECTS
11 BROADWAY
17TH FLOOR
NEW YORK, NY 10004
T. 212 213 8007

Consultant:
DESIMONE CONSULTING ENGINEERS
140 Broadway 25th Floor
New York, NY, 10005
(212) 532-2211
Cosentini Associates
Two Pennsylvania Plaza, 3rd FL,
New York, NY 10121
(212) 615-3600
Whitehall
11 Broadway, 17th Floor
New York, NY 10004
(212) 908-4940

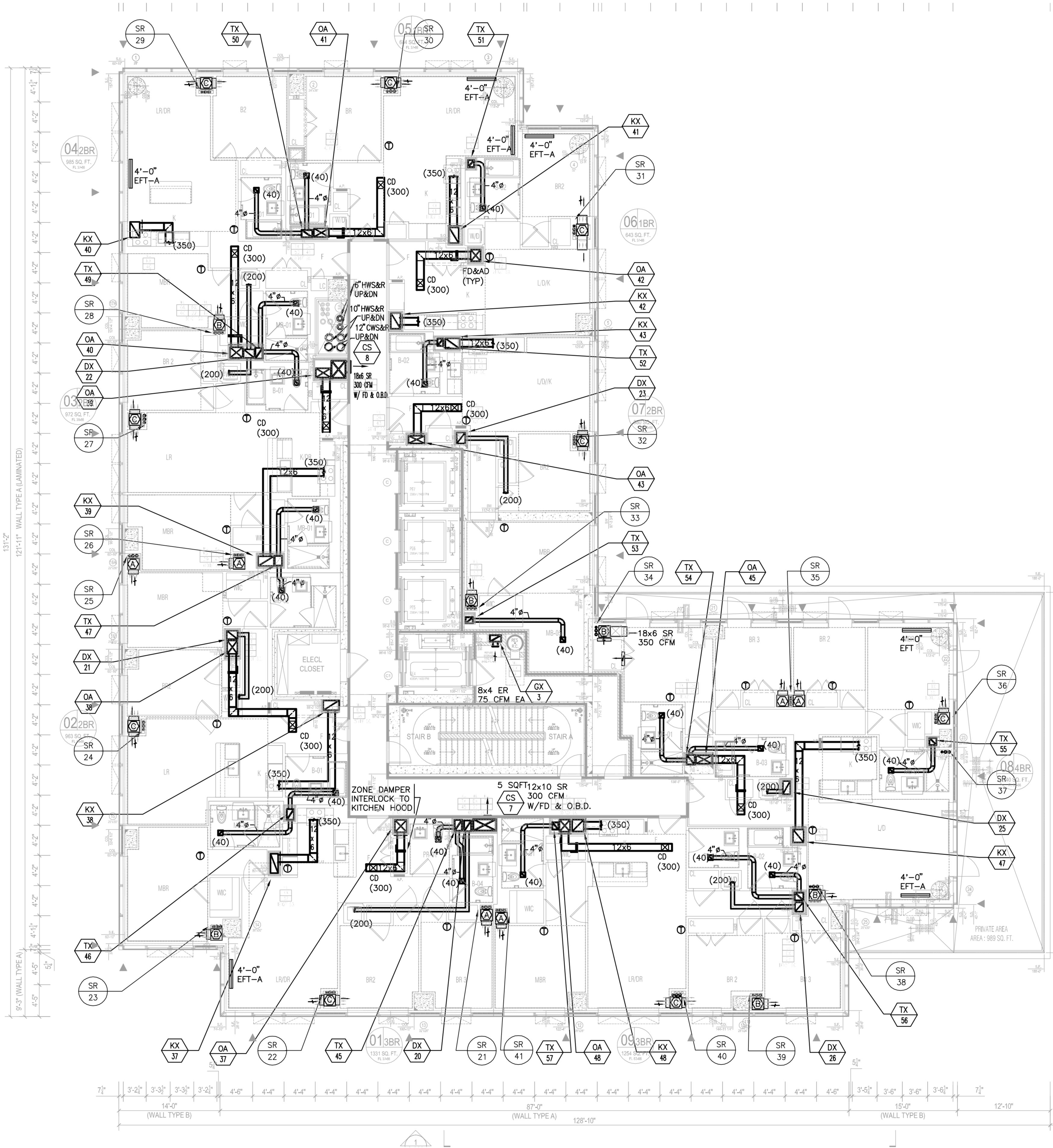
DOB STAMPS & SIGNATURES:

DWG TITLE:
MECHANICAL
62ND FLOOR PLAN

SEAL & SIGNATURE: DATE: 01/18/2017
PROJECT #: 150318
SCALE: 1/8" = 1'-0"

 **M-115.00**
DWG NO. X OF 58

FILE NAME: I:\50318\MECH\50318M-116 (63RD-65TH FL. HIGH LEVEL).dwg SAVED ON 2/3/2017 9:21 AM PLOTTED ON 2/3/2017 3:14 PM PLOTTED BY: TOLKACH, LYUDMILA

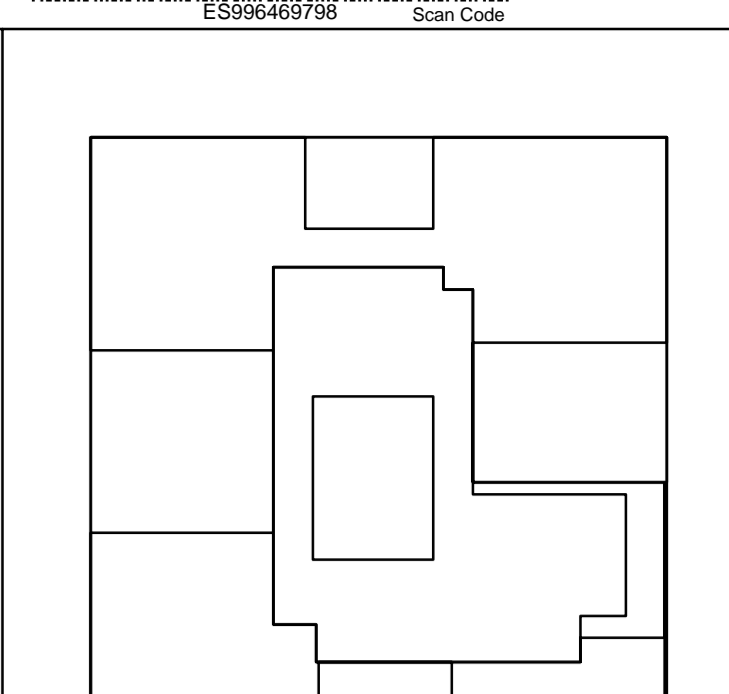


MECHANICAL 63RD-65TH FLOOR PLAN
SCALE: 1/8" = 1'-0"

TO THE BEST OF MY KNOWLEDGE, BELIEF AND PROFESSIONAL JUDGMENT, THESE PLANS AND SPECIFICATIONS ARE IN COMPLIANCE WITH THE ENERGY CONSERVATION CODE OF NEW YORK CITY 2016

THIS PLAN APPROVED ONLY FOR WORK INDICATED ON THE APPLICATION SPECIFICATION SHEET. ALL OTHER MATTERS SHOWN ARE NOT TO BE RELIED UPON, OR TO BE CONSIDERED AS EITHER BEING APPROVED OR IN ACCORDANCE WITH APPLICABLE CODES

Alterations or additions to this engineering document by an unlicensed person is a violation of Chapter 16, Title VIII, Article 145 § 7209.2 of the New York State Education Law.




KEY PLAN

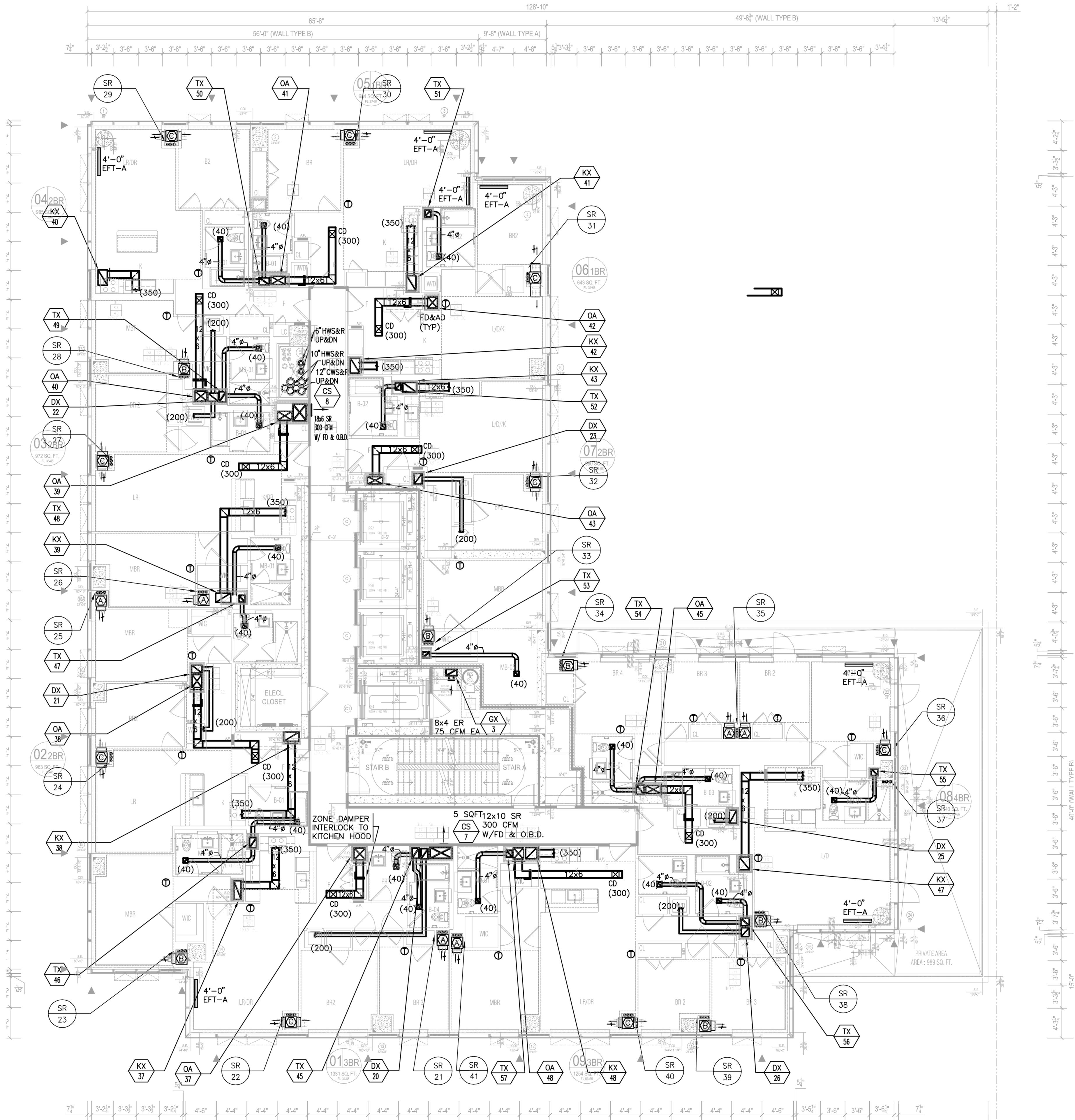
NOTES:

NOT FOR CONSTRUCTION

02/03/2017	PROGRESS PRINT
01/25/2017	ISSUED FOR DOB
11/12/2016	PACKAGE PRELIM SET
11/12/2016	100% DEVELOPMENT RD SET
10/12/2016	ISSUED FOR DOB
02/05/2016	DOB FILING SET

Number:	Date:	Revision:
Project: City View Tower at Court Square 23-15 44th Drive Long Island City, NY 11101		
Client: Cityview Tower LLC 112-15 NORTHERN BLVD, CF-2 CORONA, NY 11368 (718) 321-8652		
Architect: HILL WEST ARCHITECTS 11 BROADWAY 17TH FLOOR NEW YORK, NY 10004 T. 212 213 8007		
Consultant: DESIMONE CONSULTING ENGINEERS 140 Broadway 25th Floor New York, NY, 10005 (212) 532-2211 Cosentini Associates Two Pennsylvania Plaza, 3rd FL. New York, NY 10121 (212) 615-3600 Whitehall 11 Broadway, 17th Floor New York, NY 10004 (212) 908-4940		
DOB STAMPS & SIGNATURES:		
DWG TITLE: MECHANICAL 63RD-65TH FLOOR PLAN HIGH LEVEL		
SEAL & SIGNATURE: 	DATE: 01/18/2017	PROJECT #: 150318
	SCALE: 1/8" = 1'-0"	M-116.00
		DWG NO.
		OF 05 58

FILE NAME: I:\150318\MECH\150318M-117_66TH FL. HIGH LEVEL.dwg, SAVED ON 1/31/2017 3:14 PM, PLOTTED ON 2/3/2017 3:14 PM, PLOTTED BY TOLKACH, LYUDMILA



MECHANICAL 66TH FLOOR PLAN
SCALE: 1/8" = 1'-0"

TO THE BEST OF MY KNOWLEDGE, BELIEF AND PROFESSIONAL JUDGMENT, THESE PLANS AND SPECIFICATIONS ARE IN COMPLIANCE WITH THE ENERGY CONSERVATION CONSTRUCTION CODE OF NEW YORK CITY 2016

THIS PLAN APPROVED ONLY FOR WORK INDICATED ON THE APPLICATION SPECIFICATION SHEET. ALL OTHER MATTERS SHOWN ARE NOT TO BE RELIED UPON, OR TO BE CONSIDERED AS EITHER BEING APPROVED OR IN ACCORDANCE WITH APPLICABLE CODES

Alterations or additions to this engineering document by an unlicensed person is a violation of Chapter 16, Title VIII, Article 145 § 7209.2 of the New York State Education Law.

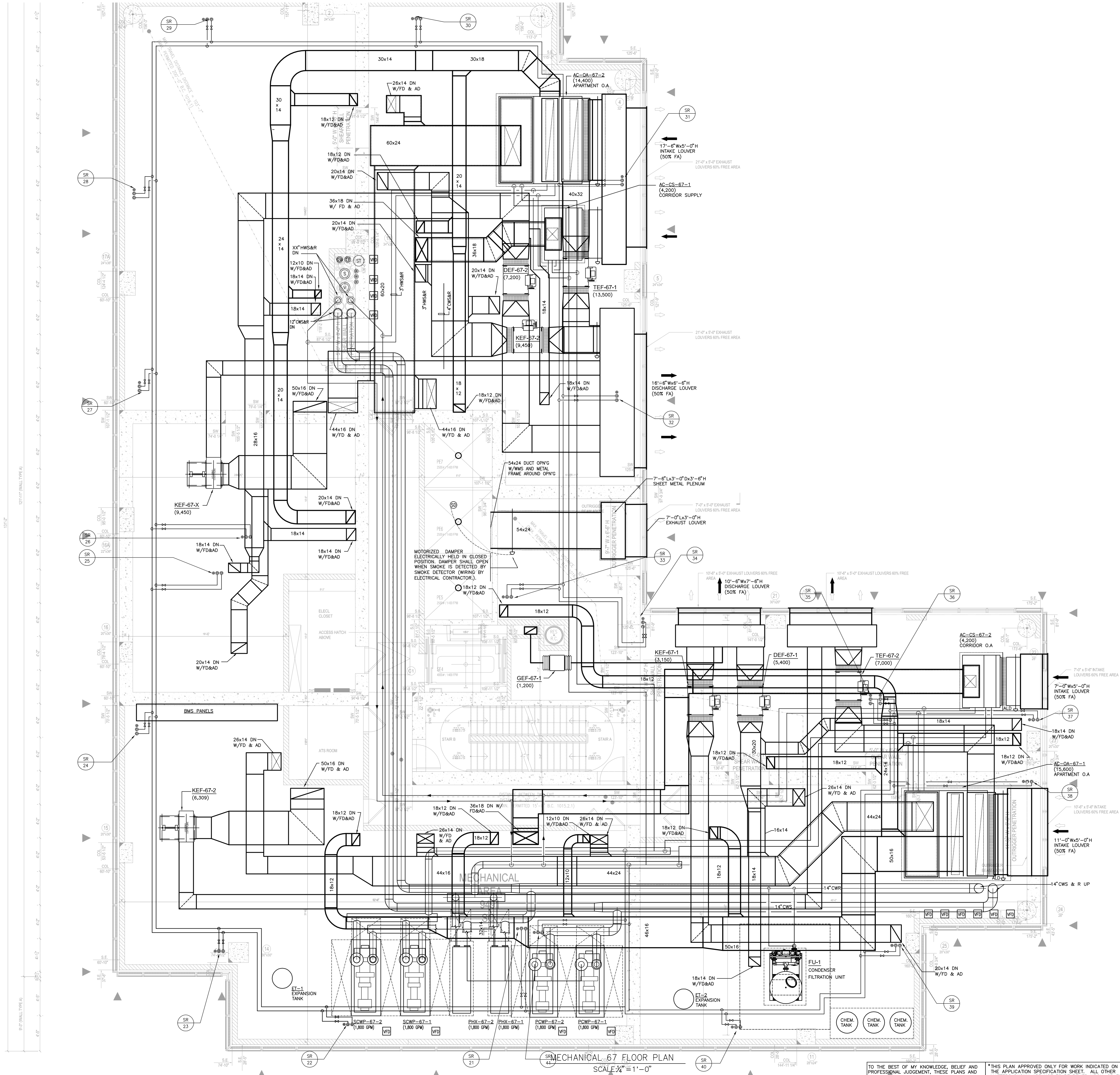
KEY PLAN

NOTES:

NOT FOR CONSTRUCTION	
02/03/2017 01/23/2018 11/12/2018 10/12/2019	PROGRESS PRINT ISSUED FOR DOB FACILE PRIMA SET 100% CONSTRUCTION RD SET ISSUED FOR DOB DOB FILING SET

Number:	Date:	Revision:
Project: City View Tower at Court Square 23-15 44th Drive Long Island City, NY 11101		
Client: Cityview Tower LLC 112-15 NORTHERN BLVD, CF-2 CORONA, NY 11368 (718) 321-8652		
Architect: HILL WEST ARCHITECTS 11 BROADWAY, 17TH FLOOR NEW YORK, NY 10004 T. 212 213 8007		
Consultant: DESIMONE CONSULTING ENGINEERS 140 Broadway 25th Floor New York, NY, 10005 (212) 532-2211 Cosentini Associates Two Pennsylvania Plaza, 3rd FL, New York, NY 10121 (212) 615-3600 Whitehall 11 Broadway, 17th Floor New York, NY 10004 (212) 908-4940		
DOB STAMPS & SIGNATURES:		
DWG TITLE: MECHANICAL 66TH FLOOR PLAN HIGH LEVEL		
SEAL & SIGNATURE: 	DATE: 01/18/2017	PROJECT #: 150318
	SCALE: 1/8" = 1'-0"	M-117.00 DWG NO.

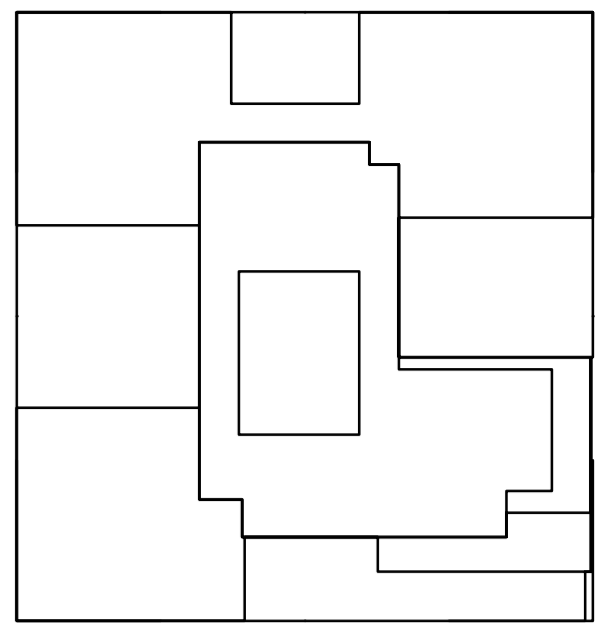
OF 58



TO THE BEST OF MY KNOWLEDGE, BELIEF AND PROFESSIONAL JUDGEMENT, THESE PLANS AND SPECIFICATIONS ARE IN COMPLIANCE WITH THE ENERGY CONSERVATION CONSTRUCTION CODE OF NEW YORK CITY 2014.

THIS PLAN APPROVED ONLY FOR WORK INDICATED ON THE APPLICATION SPECIFICATION SHEET. ALL OTHER MATTERS SHOWN ARE NOT TO BE RELIED UPON, OR TO BE CONSIDERED AS EITHER BEING APPROVED OR IN ACCORDANCE WITH APPLICABLE CODES

Alterations or additions to this engineering document by an unlicensed person is a violation of Chapter 16, Title VIII, Article 14 § 7209.2 of the New York State Education Law.



KEY PLAN

NOTES:

NOT FOR CONSTRUCTION

02/03/2017	PROGRESS PRINT
01/25/2017	ISSUED FOR DOB
11/13/2016	PACKED FOR DOB SET
11/11/2016	DOB SUBMITTAL SET
10/12/2016	ISSUED FOR DOB

Number:	Date:	Revision:
---------	-------	-----------

Project:
City View Tower at Court Square
23-15 44th Drive
Long Island City, NY 11101

Client:
Cityview Tower LLC
112-15 NORTHERN BLVD, CF-2
CORONA, NY 11368
(718) 321-8652

Architect:
HILL | WEST
ARCHITECTS
11 BROADWAY
17TH FLOOR
NEW YORK, NY 10004
T. 212 213 8007

Consultant:
DESIMONE CONSULTING ENGINEERS
140 Broadway 25th Floor
New York, NY 10005
(212) 532-2211
Cosentini Associates
Two Pennsylvania Plaza, 3rd FL.
New York, NY 10121
(212) 615-3600
Whitehall
11 Broadway, 17th Floor
New York, NY 10004
(212) 908-4940

DOB STAMPS & SIGNATURES:

DWG TITLE:
MECHANICAL
67TH FLOOR PLAN (MER)

SEAL & SIGNATURE: DATE: 01/13/2017

PROJECT #: 150318

SCALE: 1/8" = 1'-0"

DWG NO. **M-118.00**

FILE NAME: I:\150318\MECH\150318M-119 MAIN ROOF.dwg, SAVED ON 1/31/2017 2:27 PM, PLOTTED ON 2/3/2017 3:45 PM, PLOTTED BY: TOLKACH, LYUDMILA

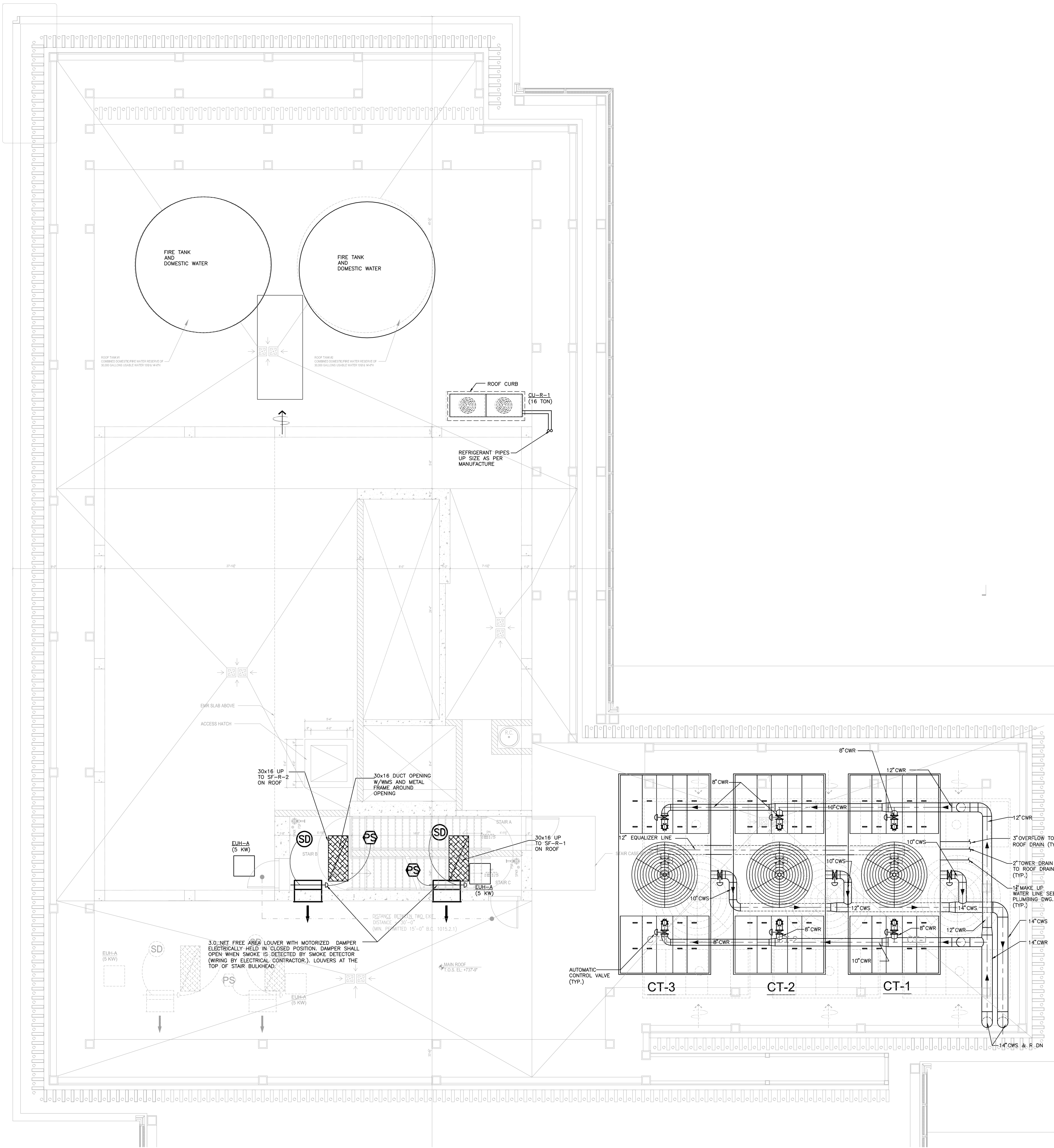
3
A-300

3
A-300

1
A-300

12"x14" WALL TYPE F
(VERTICAL ALUMINUM FIN)

15'-2"

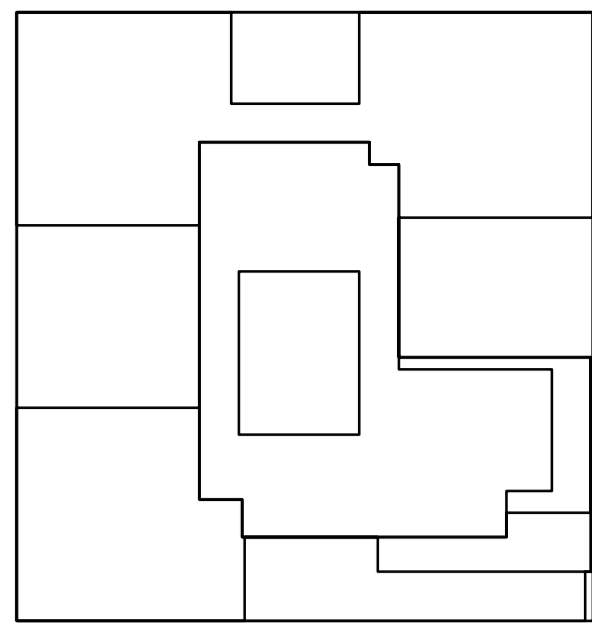


MECHANICAL MAIN ROOF PLAN
SCALE: 3/4" = 1' - 0"

TO THE BEST OF MY KNOWLEDGE, BELIEF AND PROFESSIONAL JUDGMENT, THESE PLANS AND SPECIFICATIONS ARE IN COMPLIANCE WITH THE ENERGY CONSERVATION CODE OF NEW YORK CITY 2016

THIS PLAN APPROVED ONLY FOR WORK INDICATED ON THE APPLICATION SPECIFICATION SHEET. ALL OTHER MATTERS SHOWN ARE NOT TO BE RELIED UPON, OR TO BE CONSIDERED AS EITHER BEING APPROVED OR IN ACCORDANCE WITH APPLICABLE CODES

Alterations or additions to this engineering document by an unlicensed person is a violation of Chapter 16, Title VIII, Article 145 § 7209.2 of the New York State Education Law.



KEY PLAN

NOTES:

NOT FOR CONSTRUCTION

02/03/2017	PROGRESS PRINT
01/25/2017	ISSUED FOR DOB
11/12/2016	PACKAGE PRELIM SET
11/12/2016	100% DEVELOPMENT RD SET
10/12/2016	ISSUED FOR DOB
02/05/2016	DOB FILING SET

Number: Date: Revision:

Project:
City View Tower at Court Square
23-15 44th Drive
Long Island City, NY 11101

Client:
Cityview Tower LLC
112-15 NORTHERN BLVD, CF-2
CORONA, NY 11368
(718) 321-8652

Architect:
HILL | WEST ARCHITECTS
11 BROADWAY
17TH FLOOR
NEW YORK, NY 10004
T. 212 213 8007

Consultant:
DESIMONE CONSULTING ENGINEERS
140 Broadway 25th Floor
New York, NY, 10005
(212) 532-2211
Cosentini Associates
Two Pennsylvania Plaza, 3rd FL,
New York, NY 10121
(212) 615-3600
Whitehall
11 Broadway, 17th Floor
New York, NY 10004
(212) 908-4940

DOB STAMPS & SIGNATURES:

DWG TITLE:
MECHANICAL
MAIN ROOF PLAN (MER)

SEAL & SIGNATURE: DATE: 01/18/2017

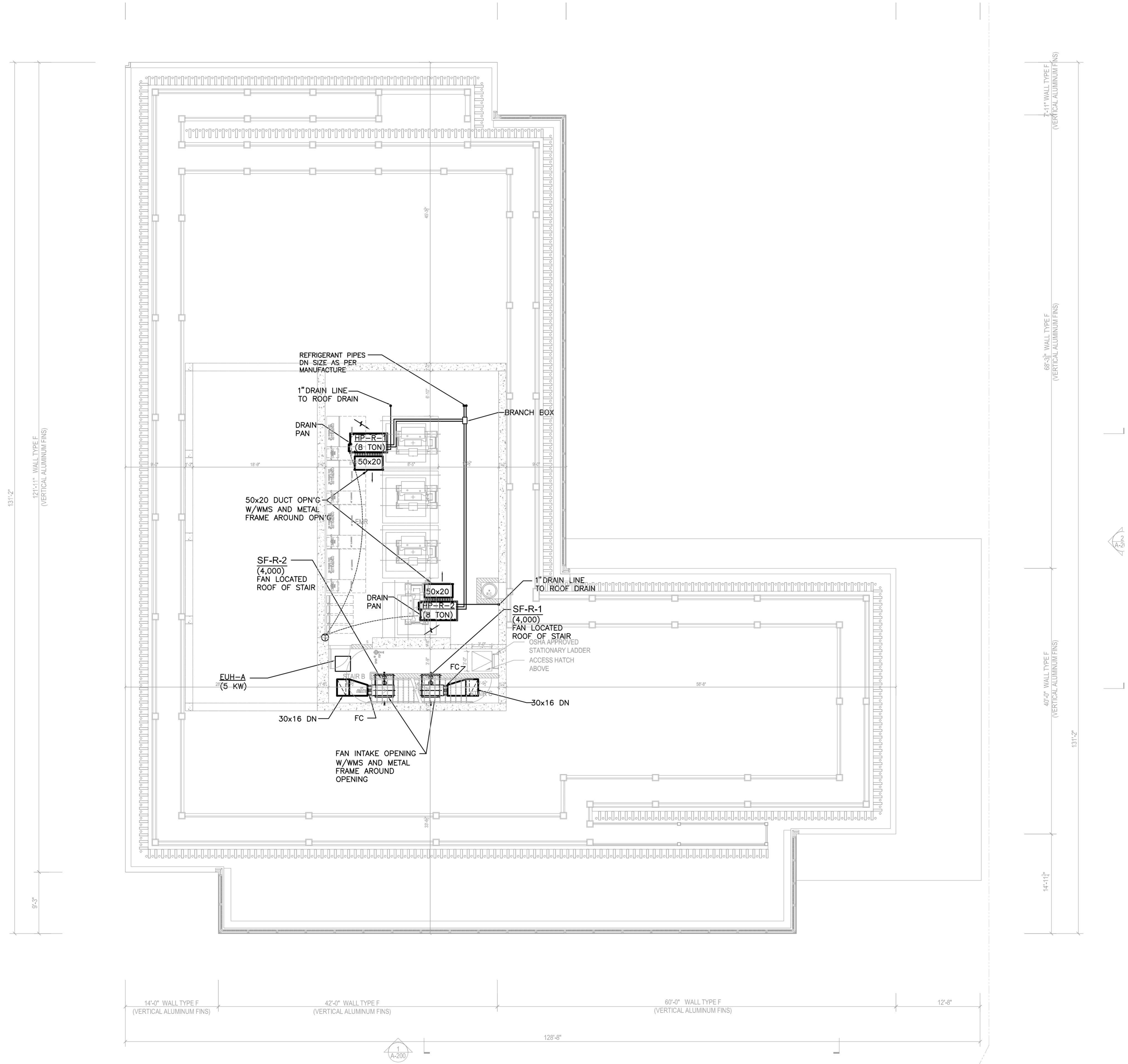
PROJECT #: 150318

SCALE: 1/4" = 1'-0"

DWG NO. M-119.00

OF 58

FILE NAME I:\150318\MECH\150318M-120 (MER HIGH EVEL).dwg SAVED ON 1/31/2017 2:26 PM PLOTTED ON 2/3/2017 3:16 PM PLOTTED BY TOLKACH, LYUDMILA



MECHANICAL 65TH FLOOR PLAN
SCALE: $\frac{3}{8}" = 1' - 0"$

TO THE BEST OF MY KNOWLEDGE, BELIEF AND PROFESSIONAL JUDGMENT, THESE PLANS AND SPECIFICATIONS ARE IN COMPLIANCE WITH THE ENERGY CONSERVATION CODE OF NEW YORK CITY 2016

THIS PLAN APPROVED ONLY FOR WORK INDICATED ON THE APPLICATION SPECIFICATION SHEET. ALL OTHER MATTERS SHOWN ARE NOT TO BE RELIED UPON, OR TO BE CONSIDERED AS EITHER BEING APPROVED OR IN ACCORDANCE WITH APPLICABLE CODES

Alterations or additions to this engineering document by an unlicensed person is a violation of Chapter 16, Title VIII, Article 145 § 7209.2 of the New York State Education Law.

KEY PLAN

NOT FOR CONSTRUCTION

Number:	Date:	Revision:
02/03/2017	01/25/2017	PROGRESS PRINT
11/13/2016	11/13/2016	ISSUED FOR DOB
11/13/2016	11/13/2016	FRACILE PRINTING SET
10/12/2016	10/12/2016	100% TO FOUNDATION RD SET
10/12/2016	10/12/2016	ISSUED FOR DOB
02/05/2018	02/05/2018	DOB FILING SET

Project:
City View Tower at Court Square
23-15 44th Drive
Long Island City, NY 11101

Client:
Cityview Tower LLC
112-15 NORTHERN BLVD, CF-2
CORONA, NY 11368
(718) 321-8652

Architect:
HILL | WEST
ARCHITECTS
11 BROADWAY
17TH FLOOR
NEW YORK, NY 10004
T. 212 213 8007

Consultant:
DESIMONE CONSULTING ENGINEERS
140 Broadway 25th Floor
New York, NY, 10005
(212) 532-2211
Cosentini Associates
Two Pennsylvania Plaza, 3rd FL,
New York, NY 10121
(212) 615-3600
Whitehall
11 Broadway, 17th Floor
New York, NY 10004
(212) 908-4940

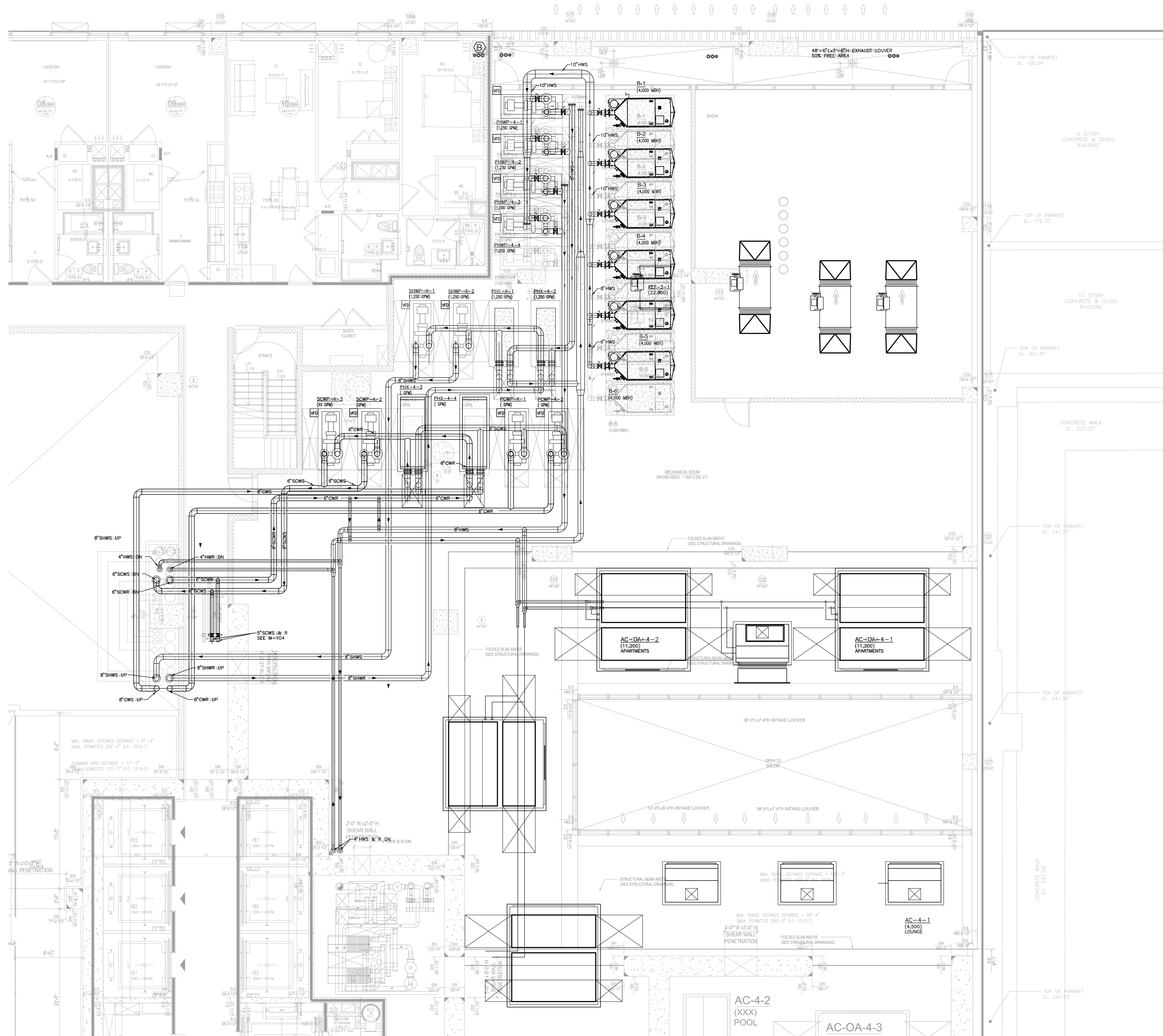
DOB STAMPS & SIGNATURES:

DWG TITLE:
MECHANICAL
MER PLAN
HIGH LEVEL

SEAL & SIGNATURE:

DATE: 01/18/2017
PROJECT #: 150318
SCALE: 1/8" = 1'-0"
M-119.00
DWG NO. OF 58

FILE NAME I:\150318\MECH\150318M-200 4TH FL RM MECH.dwg SAVED ON 1/31/2017 2:25 PM PLOTTED ON 2/3/2017 3:18 PM PLOTTED BY TOLKACH, LYUDMILA

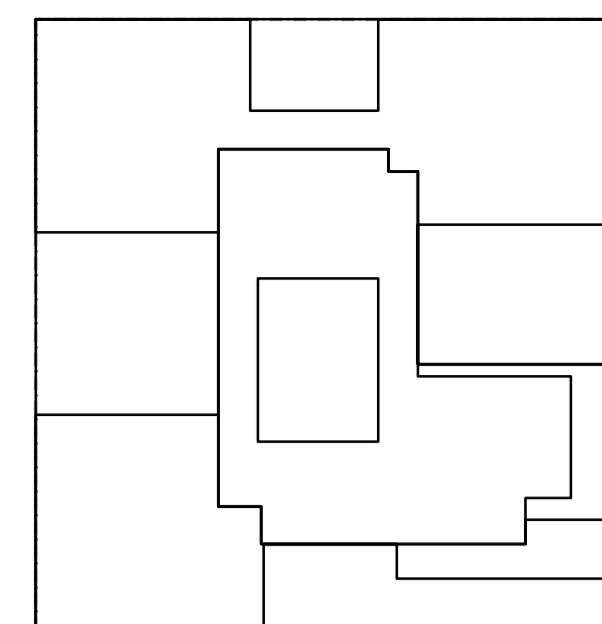


MECHANICAL 4TH FLOOR PLAN
SCALE: 1/8" = 1'-0"

TO THE BEST OF MY KNOWLEDGE, BELIEF AND PROFESSIONAL JUDGMENT, THESE PLANS AND SPECIFICATIONS ARE IN COMPLIANCE WITH THE ENERGY CONSERVATION CODE OF NEW YORK CITY 2016

THIS PLAN APPROVED ONLY FOR WORK INDICATED ON THE APPLICATION SPECIFICATION SHEET. ALL OTHER MATTERS SHOWN ARE NOT TO BE RELIED UPON, OR TO BE CONSIDERED AS EITHER BEING APPROVED OR IN ACCORDANCE WITH APPLICABLE CODES

Alterations or additions to this engineering document by an unlicensed person is a violation of Chapter 16, Title VIII, Article 145 § 7209.2 of the New York State Education Law.



KEY PLAN

NOTES:

NOT FOR CONSTRUCTION

02/03/2017 PROGRESS PRINT
01/23/2017 ISSUED FOR DOB
11/10/2016 FRASER PRONG SET
11/11/2016 10% DEVELOPMENT RD SET
10/12/2016 ISSUED FOR DOB
02/05/2016 DOB FILING SET

Number: Date: Revision:

Project:
City View Tower at Court Square
23-15 44th Drive
Long Island City, NY 11101

Client:
Cityview Tower LLC
112-15 NORTHERN BLVD, CF-2
CORONA, NY 11368
(718) 321-8652

Architect:
HILL | WEST
ARCHITECTS
11 BROADWAY
17TH FLOOR
NEW YORK, NY 10004
T. 212 213 8007

Consultant:
DESIMONE CONSULTING ENGINEERS
140 Broadway 25th Floor
New York, NY 10005
(212) 532-2211

Cosentini Associates
Two Pennsylvania Plaza, 3rd FL,
New York, NY 10121
(212) 615-3600

Whitehall
11 Broadway, 17th Floor
New York, NY 10004
(212) 908-4940

DOB STAMPS & SIGNATURES:

DWG TITLE:
**MECHANICAL
4TH FLOOR MECH ROOM
PART PLAN**

SEAL & SIGNATURE: DATE: 01/18/2017

PROJECT #: 150318

SCALE: AS SHOWN

M-200.00
DWG NO. X OF 58